

ARMY, MARINE CORPS, NAVY, AIR FORCE, COAST GUARD



# DSCA

## MULTI-SERVICE TACTICS, TECHNIQUES, AND PROCEDURES FOR DEFENSE SUPPORT OF CIVIL AUTHORITIES (DSCA)

ATP 3-28.1  
MCRP 3-30.6  
NTTP 3-57.2  
AFTTP 3-2.67  
CGTTP 3-57.1

**FEBRUARY 2021**

DISTRIBUTION STATEMENT A: Approved for public release;  
distribution is unlimited.


\*Supersedes ATP 3-28.1/MCRP 3-30.6/NTTP 3-57.2/AFTTP 3-2.67,  
dated September 2015.

MULTI-SERVICE TACTICS, TECHNIQUES, AND PROCEDURES


## FOREWORD

This multi-Service tactics, techniques, and procedures (MTTP) publication is a product of the Air Land Sea Application (ALSA) Center in accordance with the memorandum of agreement between the Headquarters of the United States (US) Army, Marine Corps, Navy, Air Force, and Coast Guard doctrine commanders directing ALSA to develop MTTP publications to meet the immediate needs of the warfighter.


This MTTP publication has been prepared by ALSA under our direction for implementation by our respective commands and for use by other commands as appropriate.




**HOWARD K. BREWINGTON**  
GS-15, US Army  
Deputy Director  
Mission Command Center of Excellence




**E.R. QUEHL**  
Colonel, US Marine Corps  
Director, Policy and Standards  
Division  
Training and Education Command



**D. L. AAMODT**  
Captain, US Navy  
Commander  
Navy Warfare Development Command



**BRAD M. SULLIVAN**  
Major General, US Air Force  
Commander  
Curtis E. Lemay Center for Doctrine  
Development and Education



**GLADYS BRIGNONI**  
SES, US Coast Guard  
Director  
Force Readiness Command

This publication is available through the following websites:

ALSA (<https://www.alsa.mil/>);  
US Army (<https://armypubs.army.mil/>);  
US Marine Corps  
(<https://homeport.usmc.mil/sites/mcdoctrine/SitePages/Home.aspx>);  
US Navy at Navy Doctrine Library (<https://doctrine.navy.mil/>);  
US Air Force at Air Force E-Publishing System (<https://www.dctrine.af.mil/>);  
US Coast Guard TTP Library  
(<https://cgportal.uscg.mil/communities/HP/HPCenter/TTP/Default.aspx>);  
and Joint Electronic Library Plus (<https://jdeis.js.mil/jdeis/index.jsp?pindex=0>).

# PREFACE

## 1. Purpose

This multi-Service tactics, techniques, and procedures (MTTP) publication for Defense Support of Civil Authorities (DSCA) is a single source, reference guide for tactical-level units. It assists military planners, commanders, and individual Department of Defense (DOD) components employing military resources and integrating with National Guard forces while responding to domestic emergencies, in accordance with United States (US) law.

## 2. Scope

This MTTP publication supports planners and warfighters by establishing tactics, techniques, and procedures (TTP) for actions taken by DOD components when directed to support local, territorial, state, tribal, or federal authorities responding to domestic emergencies. Support can be: expertise, equipment, personnel, plans, organizations, communication, training, or other resources.

## 3. Applicability

This publication establishes MTTP applicable to DOD components tasked with supporting domestic incident responses. These include: natural or manmade disaster response operations, national special security events, or support to law enforcement. This MTTP enables DOD organizations to integrate their capabilities into response operations with civil authorities. The focus of this MTTP is on DOD forces serving in a Title 10, United States Code (10 USC) status. National Guard Domestic Operations in either a Title 32, United States Code (32 USC) or state active duty status are discussed, but are not limited by the discussion within this MTTP.

Working under Title 14, United States Code (14 USC) and Title 10 simultaneously, the United States Coast Guard also provides military support of civil authorities in coordination with DOD DSCA operations.

## 4. Implementation Plan

Participating Service command offices of primary responsibility will review this publication; validate the information; and, where appropriate, use it as a reference and incorporate it into Service manuals, regulations, and curricula as follows:

**Army.** Upon approval and authentication, this publication incorporates the TTP contained herein into the United States (US) Army Doctrine and Training Literature Program as directed by the Commander, US Army Training and Doctrine Command. Distribution is in accordance with applicable directives listed on the authentication page.

**Marine Corps.**<sup>1</sup> The Marine Corps will incorporate the procedures in this publication in US Marine Corps doctrine publications as directed by the Commanding General, Training and Education Command (TECOM). Distribution is in accordance with the Marine Corps Publication Distribution System.

**Navy.** The Navy will incorporate these procedures in US Navy training and doctrine publications as directed by the Commander, Navy Warfare Development Command

---

<sup>1</sup> Marine Corps PCN: 144 000262 00

(NWDC). Distribution is in accordance with DLM 4000.25 *Defense Logistics Management Standards, Vol 2*.

**Air Force.** The Air Force will incorporate the procedures in this publication in accordance with applicable governing directives. Distribution is in accordance with Air Force Instruction 33-360, *Publications and Forms Management*.

**Coast Guard.** The Coast Guard will incorporate the procedures in this publication as directed by the Commander, Force Readiness Command. Distribution is in accordance with the Coast Guard Directives System.

## 5. User Information

- a. US Army Combined Arms Center; Headquarters, USMC, TECOM; NWDC; Curtis E. LeMay Center for Doctrine Development and Education; and Air Land Sea Application (ALSA) Center developed this publication with the joint participation of the approving Service commands. ALSA will review and update this publication as necessary.
- b. This publication reflects current joint and Service doctrine, command and control organizations, facilities, personnel, responsibilities, and procedures. Changes in Service protocol, appropriately reflected in joint and Service publications, will be incorporated in revisions to this document.
- c. We encourage recommended changes for improving this publication. Key your comments to the specific page and paragraph and provide a rationale for each recommendation. Send comments and recommendations directly to:

### Army

Commander, US Army Combined Arms Center  
ATTN: ATZL-MCD  
Fort Leavenworth, KS 66027-6900  
DSN 552-4885 COMM (913) 684-4885  
E-mail: [usarmy.leavenworth.mccoe.mbx.cadd-org-mailbox@mail.mil](mailto:usarmy.leavenworth.mccoe.mbx.cadd-org-mailbox@mail.mil)

### Marine Corps

Commanding General, Training and Education Command  
Policy and Standards Division, Doctrine Branch  
ATTN: C466  
Quantico, VA 22134  
DSN 278-6228 COMM (703) 784-6228  
E-mail: [doctrine@usmc.mil](mailto:doctrine@usmc.mil)

### Navy

Commander, Navy Warfare Development Command  
ATTN: N5  
1528 Piersey St, Building O-27  
Norfolk, VA 23511-2723  
DSN 341-4185 COMM (757) 341-4185  
E-mail: [NWDC\\_NRFK\\_DOCTRINE\\_AO@navy.mil](mailto:NWDC_NRFK_DOCTRINE_AO@navy.mil)

### **Air Force**

Commander, Curtis E. LeMay Center for Doctrine Development and Education  
ATTN: DDJ  
401 Chennault Circle  
Maxwell AFB, AL 36112-6428  
DSN 493-7864/1681 COMM (334) 953-7864/1681  
E-mail: afddec.ddj@us.af.mil

### **Coast Guard**

Commander, Force Readiness Command  
US Coast Guard  
300 East Main Street  
Suite 1100  
Norfolk, Virginia 23510  
COMM (757) 628-4149  
E-mail: HQS-SG-M-FORCECOM-TTP-Integration@uscg.mil

### **ALSA**

Director, ALSA Center  
114 Andrews Street  
Joint Base Langley-Eustis, VA 23665-2785  
DSN 575-0902 COMM (757) 225-0902  
E-mail: alsadirector@us.af.mil

**This page intentionally left blank.**

## SUMMARY OF CHANGES

ATP 3-28.1/MCRP 3-30.6/NTTP 3-57.2/AFTTP 3-2.67/CGTTP 3-57.1, *Multi-Service Tactics, Techniques, and Procedures for Defense Support of Civil Authorities*.

This revision:

Updates:

- How the United States Coast Guard uses its statutory authorities while responding to domestic operations and does not use Department of Defense-specific defense support of civil authorities (DSCA) tactics, techniques, and procedures.
- Paragraph information and graphic for the dual-status commander command structure and procedures in chapter I.
- Mission approval procedures and DSCA standing rules for the use of force (chapter II).
- By consolidating two chapters from the last version of this publication into chapter IV.
- By expanding information regarding civil search and rescue.
- By expanding information regarding advisories, watches, and warnings in chapter IV.
- Phasing revised to correlate with Federal Emergency Management Agency construct.
- The DSCA mission unmanned aircraft system (UAS) approval authorities matrix.

Removes:

- Strategic Operational Planning (chapter III).
- Task support assignments table.
- A sample survey for a military-assisted evacuation.
- The medical situation report (SITREP) example.

Adds:

- The UAS Domestic Operations table and reference in appendix A.
- Appendix D; Chemical, Biological, Radiological, and Nuclear (CBRN) Response Enterprise.
- Content from the chapter 1, maritime forces section, to appendix E.
- Planning consideration for counter-unmanned aircraft systems.

**This page intentionally left blank.**



\*ATP 3-28.1  
MCRP 3-30.6  
NTTP 3-57.2  
AFTTP 3-2.67  
CGTTP 3-57.1

ATP 3-28.1	US Army Training and Doctrine Command Joint Base Langley-Eustis, Virginia US Army Combined Arms Center Fort Leavenworth, Kansas
MCRP 3-30.6	USMC, Training and Education Command Quantico, Virginia
NTTP 3-57.2	Navy Warfare Development Command Norfolk, Virginia
AFTTP 3-2.67	Curtis E. LeMay Center for Doctrine Development and Education Maxwell Air Force Base, Alabama
CGTTP 3-57.1	Force Readiness Command Norfolk, Virginia

11 February 2021

## DSCA

### MULTI-SERVICE TACTICS, TECHNIQUES, AND PROCEDURES FOR DEFENSE SUPPORT OF CIVIL AUTHORITIES (DSCA)

<b>EXECUTIVE SUMMARY .....</b>	<b>xi</b>
<b>CHAPTER I DEFENSE SUPPORT OF CIVIL AUTHORITIES (DSCA) OPERATIONAL FRAMEWORK .....</b>	<b>1</b>
1. Overview .....	1
2. Authorities Governing DSCA .....	3
3. Legal Landscape .....	3
4. Overview of the National Response Framework (NRF), National Incident Management System (NIMS), and Incident Command System (ICS).....	3
5. Overview of the DHS .....	4
6. Response Overview.....	5
7. State and NG Responses .....	6
8. Federal DOD DSCA Response.....	6
9. RFA and Mission Assignment Process .....	7
10. JFO.....	7
11. Parallel Federal and State Military Command Structures .....	8

12. Dual-Status Commander (DSC) Structure .....	8
<b>CHAPTER II LEGAL AND POLICY CONSIDERATIONS .....</b>	<b>11</b>
1. Overview.....	11
2. Approval Authorities.....	12
3. IRA.....	14
4. Emergency Authority.....	15
5. DOD Support to Law Enforcement Agencies (LEA) and Civil Disturbance Operations .....	16
6. Rules for the Use of Force (RUF) .....	16
7. Operational Constraints and Exceptions to the PCA.....	17
8. Intelligence Oversight .....	20
9. Civil SAR.....	22
<b>CHAPTER III COMMANDER AND STAFF SUPPORT OF CIVIL AUTHORITIES MISSION CONSIDERATIONS.....</b>	<b>23</b>
1. Overview.....	23
2. Operational Environment .....	23
3. Operational Phasing Construct .....	25
4. Tactical-Level Leadership .....	27
5. Personnel and Administration .....	28
6. Intelligence.....	30
7. Plans and Operations .....	32
8. Logistics and Resource Management.....	36
9. Communications .....	40
10. Civil Authority Information Support.....	42
11. PAO and PIO .....	43
12. SJA .....	45
13. Religious Support.....	46
14. Medical Officer, Surgeon, and Medical Teams .....	47
15. Aviation .....	52
16. EOD .....	54
17. Military Working Dogs (MWDs).....	55
<b>CHAPTER IV DOMESTIC INCIDENTS AND SPECIAL EVENTS .....</b>	<b>57</b>
1. Overview .....	57
2. Wildland Firefighting .....	57
3. Wind Storms (Tropical Cyclones, Hurricanes, Typhoons, and Tornadoes).....	57
<b>viii ATP 3-28.1/MCRP 3-30.6/NTTP 3-57.2/AFTTP 3-2.67/CGTTP 3-57.1 11 February 2021</b>	

4. Earthquakes.....	60
5. Floods.....	61
6. Winter Storms .....	63
7. Civil SAR.....	67
8. CBRN Incidents .....	72
9. National Special Security Events (NSSEs) .....	73
10. Cyberspace-Related Incident.....	74
<b>APPENDIX A UNMANNED AIRCRAFT SYSTEM (UAS) APPROVAL AUTHORITIES MATRIX .....</b>	<b>77</b>
1. Approval Authorities and Guidance .....	77
2. Unmanned Aircraft (UA) Categories .....	80
<b>APPENDIX B INCIDENT AWARENESS AND ASSESSMENT (IAA) SUPPORT REQUEST EXAMPLE.....</b>	<b>81</b>
<b>APPENDIX C SUPPORTING TABLES AND EXAMPLES .....</b>	<b>83</b>
1. Federal Emergency Support Functions (ESFs) .....	83
2. Commander's Rules for the Use of Force (RUF) Example for Title 10 United States Code Forces .....	84
3. RUF Card Template Example for Title 10 Forces .....	85
4. RUF Card Template Example for Title 32 and State Active Duty (SAD) National Guard (NG) Forces .....	87
5. Examples of Defense Support of Civil Authorities (DSCA) Information Requirements .....	90
6. Airfield Planning Considerations .....	91
7. Seaport Planning Considerations .....	92
<b>APPENDIX D CHEMICAL, BIOLOGICAL, RADIOLOGICAL, AND NUCLEAR (CBRN) RESPONSE ENTERPRISE (CRE).....</b>	<b>93</b>
1. Overview.....	93
2. Force Allocation .....	93
<b>APPENDIX E MARITIME DSCA RESPONSE.....</b>	<b>95</b>
1. Overview.....	95
2. USN .....	95
3. USMC .....	95
4. USCG .....	97
5. US Army .....	98
<b>REFERENCES.....</b>	<b>101</b>
<b>GLOSSARY .....</b>	<b>107</b>
<b>11 February 2021 ATP 3-28.1/MCRP 3-30.6/NTTP 3-57.2/AFTTP 3-2.67/CGTTP 3-57.1 ix</b>	

## List of Figures

Figure 1.	NG SAD/Title32 (State Response or Domestic Operations) and Title 10 (DSCA) .....	2
Figure 2.	ICS .....	4
Figure 3.	FEMA Regions .....	5
Figure 4.	Sample of a DCE Structure .....	7
Figure 5.	Sample JFO Structure .....	8
Figure 6.	Dual Status Command Structure .....	10
Figure 7.	Statutory Framework .....	19
Figure 8.	Wind and Pressure Components of a Hurricane Storm Surge .....	58
Figure 9.	Wind Chill Chart.....	66
Figure 10.	Atlantic Ocean Aeronautical SRR.....	68
Figure 11.	Pacific Ocean Aeronautical SRR.....	69
Figure 12.	Civil SAR Umbrella .....	71
Figure 13.	DOD CBRN Response Enterprise Capabilities.....	94
Figure 14.	USCG Districts .....	97

## List of Tables

Table 1.	Domestic Use of UAS in United States National Airspace .....	77
Table 2.	UA Categories .....	80
Table 3.	ESFs .....	83
Table 4.	An Example of a Commander's RUF (Title 10 Forces) .....	84
Table 5.	An Example of a RUF Card Template (Title 10 Forces) .....	85
Table 6.	An Example of a RUF Card Template (Title 32 and SAD NG Forces) .....	87
Table 7.	Examples of DSCA Information Requirements.....	90
Table 8.	USMC and USN Maritime Capabilities .....	96

# EXECUTIVE SUMMARY

## DSCA

Multi-Service Tactics, Techniques, and Procedures (MTTP) for *Defense Support of Civil Authorities (DSCA)* describes Title 10, United States Code (10 USC), military involvement as the Services operate unilaterally or along with state National Guard (NG) forces in DSCA environments. For effective DSCA operations, active, reserve, and NG personnel operating under differing military authorities should understand the integration of capabilities, duties, and legal limitations as they support state and federal civilian agencies. Domestic emergencies or incidents (including all hazard disaster response operations) present unique challenges for tactical-level commanders who operate under differing legal authorities and chains of command when coordinating and working with local, territorial, state, tribal, or federal authorities. This publication enhances military understanding as Title 10, and Title 32, Department of Defense (DOD) forces work side by side within the typical DSCA command and control architecture and outlines some of the challenges impacting DOD support operations. Working under Title 14 and Title 10, simultaneously, the United States Coast Guard also provides support for DSCA operations.

### **Chapter I Defense Support of Civil Authorities Operational Framework**

Chapter I emphasizes the unity of effort through coordination frameworks in support of civil authorities.

### **Chapter II Legal and Policy Considerations**

Chapter II highlights the unique legal and policy considerations associated with DSCA operations. It discusses approval authorities, immediate response authority, disaster response under the Robert T. Stafford Disaster Relief and Emergency Assistance Act or the Economy Act. It also addresses rules for using force, intelligence oversight, the Posse Comitatus Act, and using DOD imagery support.

### **Chapter III Commander and Staff Defense Support of Civil Authorities Mission Considerations**

Chapter III discusses the operational environment, lays out the operational phasing construct, and provides DSCA planning and execution considerations for military forces. It describes and compares the overall responsibility of each key billet and its coordination with civilian counterparts. Additionally, it provides a breakdown of anticipated requirements of a tactical-level staff in a typical operation across general operational phases.

### **Chapter IV Domestic Incidents and Special Events**

Chapter IV provides an overview of the environment, impacts, and likely military missions for specific DSCA incidents. These include: wildland firefighting; wind storms (tropical cyclones, hurricanes, typhoons, and tornadoes); earthquakes; floods; and winter storms. Also included are: civil search and rescue; chemical, biological, radiological, and nuclear events; national special security events; and cyber-attacks.

## **Appendix A Unmanned Aircraft System (UAS) Approval Authorities Matrix**

Appendix A provides approval authority and applicable guidance for unmanned aircraft systems and intelligence community capabilities for multiple operations.

## **Appendix B Incident Awareness and Assessment (IAA) Support Request Example**

Appendix B provides a list of information needed when submitting an incident, for awareness, and an assessment request in support of DSCA operations.

## **Appendix C Supporting Table and Formats**

Appendix C organizes information requirements, surveys, and capabilities into formats and tables.

## **Appendix D Chemical, Biological, Radiological, and Nuclear (CBRN) Response Enterprise (CRE)**

Appendix D describes the unique organizational and operational capabilities within the DOD CRE.

## **Appendix E Maritime DSCA Response**

Appendix E addresses planning considerations for a maritime response in DSCA.

## **PROGRAM PARTICIPANTS**

The following commanders and agencies participated in creating this publication:

### **Joint**

North American Aerospace Defense Command (NORAD) and United States (US)  
Northern Command (USNORTHCOM) J5, Peterson Air Force Base, Colorado  
The Joint Staff J3/5, Plans Directorate of Joint Staff, Washington, District of Columbia

### **Army**

US Army North, Fort Sam Houston, Texas  
US Army Maneuver Support Center of Excellence, Fort Leonard Wood, Missouri

### **Marine Corps**

US Marine Corps Forces North, New Orleans, Louisiana

### **Navy**

Navy Warfare Development Command (NWDC), Norfolk, Virginia  
US Fleet Forces Command, Norfolk, Virginia

### **Air Force**

1 Air Force (Air Forces Northern), Tyndall Air Force Base, Florida

### **Coast Guard**

US Coast Guard Headquarters, Washington, District of Columbia  
US Coast Guard Force Readiness Command, Norfolk, Virginia

### **National Guard**

National Guard Bureau, Pentagon, Washington, District of Columbia

**This page intentionally left blank.**



# Chapter I

## DEFENSE SUPPORT OF CIVIL AUTHORITIES (DSCA) OPERATIONAL FRAMEWORK

### 1. Overview

a. There are critical differences among homeland defense operations, DSCA, and operations conducted outside the United States (US). Principally, these differences are the roles of civilian organizations; the relationship of military forces to local, territorial, state, tribal, or federal authorities; and the legal authorities under which military forces operate. For DSCA, US military personnel must understand the roles of civil authorities and their relationships to supporting military capabilities.

b. The US exercises sovereignty of its land areas plus twelve nautical miles out to sea. It applies this sovereignty to the continental US, Alaska and Hawaii, the District of Columbia, the US Virgin Islands, Puerto Rico, American Samoa, Guam, and the Northern Mariana Islands. Additionally, the US has internationally recognized responsibilities extending 200 nautical miles from the coast of the US and its territories. Military forces may support civil authorities anywhere within this area, with the proper execution authorities and permissions.

c. Homeland security and homeland defense are complementary components of the National Security Strategy. Homeland defense is the protection of US sovereignty, territory, domestic population, and critical defense infrastructure against external threats and aggression, or other threats as directed by the President (joint publication (JP) 3-27, *Homeland Defense*). The Department of Defense (DOD) executes homeland defense by detecting, deterring, preventing, and defeating threats from actors of concern as far forward from the homeland as possible. The homeland defense operational framework includes the plans and actions taken to detect, deter, prevent, shape, and defeat threats and aggression against the homeland. DOD leads homeland defense and is supported by other federal agencies. In turn, the DOD supports the nation's homeland security efforts, which are led by the Department of Homeland Security (DHS). Homeland security is the concerted national effort to: prevent terrorist attacks within the US; reduce America's vulnerability to terrorism, major disasters, and other emergencies; and minimize damage and expedite recovery from attacks, major disasters, and other emergencies described in JP 3-28, *Defense Support of Civil Authorities*. A review of the relationship among homeland defense, homeland security, and DSCA is located in JP 3-28.

d. DSCA operations are vital aspects of the military's service to the nation. As described in JP 3-28, DSCA is support provided by DOD military forces, civilians, contractors, and component assets in response to requests for assistance (RFA) from civil authorities. DSCA includes support to prepare for, prevent, protect, respond to, and recover from domestic incidents.

---

Note: For brevity, this publication refers to specific laws or United States Code (USC) titles without USC.

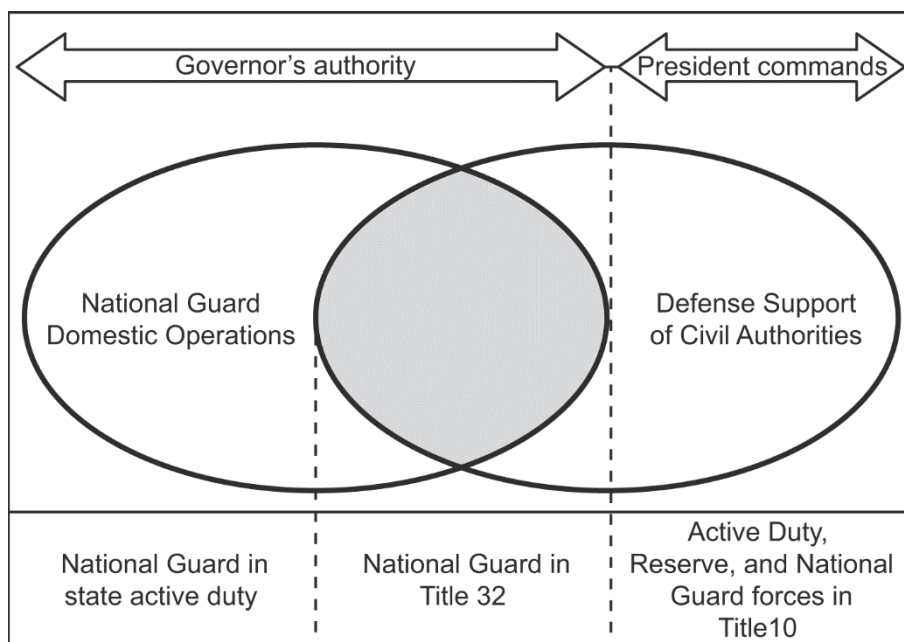
---

e. Each states' National Guard (NG) provides support while in state active duty (SAD) status or Title 32 duty status under the authority of the governor, for domestic emergencies and designated law enforcement and other activities. Figure 1 provides a comparison of NG SAD/Title 32 (state response) versus Title 10 (federal) DSCA response.

---

Note: Laws and statutes determine whether NG forces are conducting domestic operations (DOMOPS), DSCA, or both. NG authorities are under Title 32 or Title 10. These authorities as well as duty status (e.g., SAD) determine the restrictions under which NG forces operate and are discussed further in chapter II.

---



**Figure 1. NG SAD/Title32 (State Response or Domestic Operations) and Title 10 (DSCA)**

f. When in support of civilian authorities, all military forces remain under the operational control (OPCON) and administrative control (ADCON) of their federal or Service departments. Federal military forces always remain under the command of the President of the United States (POTUS) through the Secretary of Defense (SecDef) and the supported combatant commander (CCDR). State military forces remain under command of the governor.

g. United States Coast Guard (USCG) forces integrate into the federal response under Title 10 and Title 14 authorities, simultaneously, remaining under the OPCON and ADCON of their USCG chain of command, unless otherwise directed by POTUS.

## **2. Authorities Governing DSCA**

- a. The authorities for provision of DSCA are found in US law, DOD policy, Chairman of the Joint Chiefs of Staff (CJCS) orders, and CCDR orders. The authorities for DOD components to conduct DSCA operations are found in DOD Directive (DODD) 3025.18, *Defense Support of Civil Authorities (DSCA)*, and standing CJCS, United States Northern Command (USNORTHCOM), and United States Indo-Pacific Command (USINDOPACOM) DSCA execute orders (EXORDs). JP 3-28 and Service-specific implementation listed in the references section of this publication provide additional guidance. Chapter II and appendix A discuss approval authority in more detail.
- b. Each state has laws specifying NG authority for providing DSCA. Agreements among states for mutual aid under the emergency management assistance compact (EMAC) and memoranda of agreement also fall under state laws. DODD 5105.77, *National Guard Bureau*, outlines the responsibilities of the National Guard Bureau (NGB) established in federal law. EMAC is a congressionally ratified, mutual aid agreement between all states and territories of the US, which provides form and structure to interstate mutual aid. Through EMAC, a disaster-impacted state can request and receive assistance from other member states quickly and efficiently, resolving two key issues up front: liability and reimbursement.

## **3. Legal Landscape**

Operations conducted by the US military in the homeland and US territories are very different from operations conducted overseas. Homeland operations are conducted under the authority and within the limitations of federal, state, and local laws. During these operations, Title 10, Title 14, and Title 32 forces support civil authorities as part of federal or state-led responses. DSCA operations provide a unique legal landscape not typical of the usual range of military operations trained for and conducted by the DOD. Chapter II provides additional information regarding legal and policy considerations that form restraints and constraints for conducting DSCA operations at US federal, tribal, state, and local levels, as directed.

## **4. Overview of the National Response Framework (NRF), National Incident Management System (NIMS), and Incident Command System (ICS)**

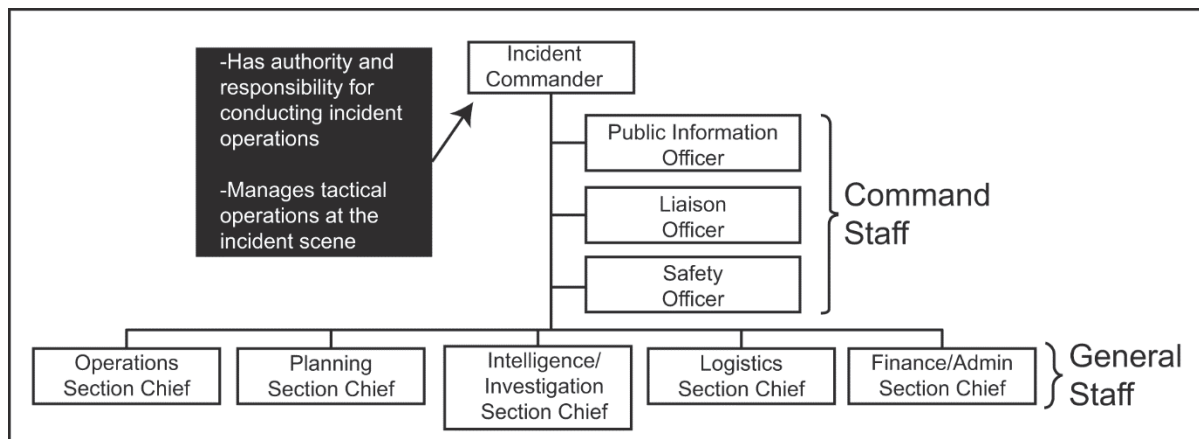
- a. The NRF presents the guiding principles for preparing all response partners for an unified national response to domestic disasters and emergencies. It establishes a comprehensive, national, all-hazards approach to a domestic incident response. The NRF describes the principles, roles, and coordinating structures used for delivering the core capabilities required to respond to an incident. Furthermore, it describes how response efforts integrate with those of the other mission areas. The NRF describes the doctrine under which the nation responds to incidents.
- b. The Federal Government, and many states, use emergency support functions (ESFs) to group capabilities into an organizational structure to provide the support, resources, program implementation, and services most likely to be needed to:
  - (1) Save lives.

- (2) Protect property and the environment.
  - (3) Restore essential services and critical infrastructure.
  - (4) Help victims and communities return to normal.
- c. Under the NRF, ESFs organize into 14 functions. Additionally, the NRF names each function's coordinating agency. Appendix C lists the federally recognized ESFs. Many states choose to have more than 14 ESFs.
- d. The NIMS provides terminology and organizational processes establishing a template for incident management. This system enables unity of effort among local, tribal, state, and federal governments, as well as private sector and nongovernmental organizations (NGOs) in disaster response operations. Three major components make up this system's approach: resource management, command and coordination, and communications and information management.
- e. The ICS is a management system enabling effective, efficient, and flexible incident management. The ICS addresses incident command in terms of single incident, area and unified command. Command and general staffs support the incident commander (IC) with functions depicted in figure 2.

---

Note: ICS forms are part of the NIMS.

---



**Figure 2. ICS**

---

Note: The ICS concept of “command” is different from the military’s use of this term. Military forces in a DSCA environment will remain under the OPCON and ADCON of the military chain of command. DOD components are not directly under the command of the IC, but instead, work in a supporting role by providing a capability or resource.

---

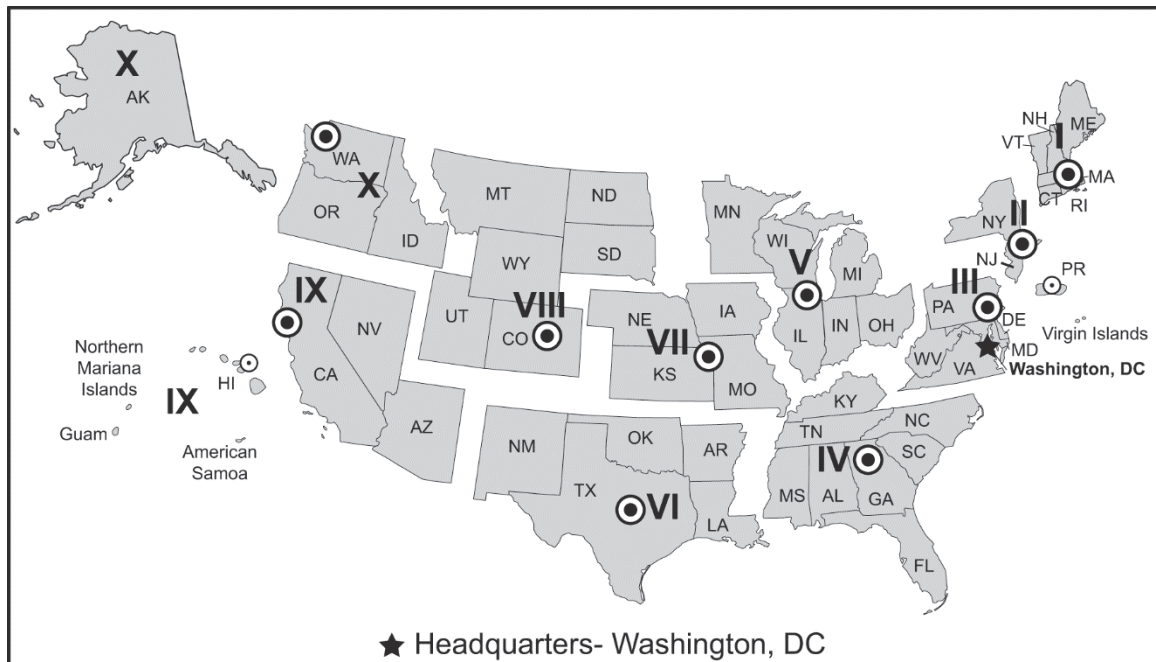
## 5. Overview of the DHS

a. DHS is a presidential, cabinet-level organization with the responsibility of security of the homeland. This includes responding to national disasters at the federal level. DHS operational and supporting components are the:

- (1) Federal Emergency Management Agency (FEMA).

- (2) USCG.
- (3) US Customs and Border Protection.
- (4) Cybersecurity and Infrastructure Security Agency.
- (5) US Immigration and Customs Enforcement.
- (6) US Secret Service.
- (7) Transportation Security Administration.
- (8) Countering Weapons of Mass Destruction Office.
- (9) Office of Intelligence and Analysis.
- (10) Office of Operations Coordination.

b. FEMA is organized into ten regions, shown in figure 3. Each region serves as the focal point for organizing and coordinating state and federal emergency management for incidents within the region.



**Figure 3. FEMA Regions**

## 6. Response Overview

a. The responsibility for responding to domestic disasters and emergencies rests with the lowest level of government able to manage the response. If local and state capabilities prove insufficient, state authorities may ask for assistance from other states under existing agreements and compacts. States exhaust their resources and execute existing mutual aid agreements and EMAC before requesting federal assistance.

b. The scope of a disaster response may overwhelm resources and capabilities, almost simultaneously, at all response levels. NG forces may receive an alert order through state channels at the same time federal military forces receive their alert and prepare-to-deploy orders through DOD channels.

## **7. State and NG Responses**

a. The NG is the first military response to most state, local, or territorial disasters. When a governor mobilizes the NG, the forces are in SAD or Title 32 under command and control (C2) of the governor. SAD forces conduct all missions in support of state requirements and within state guidelines and statutes.

b. The Chief, National Guard Bureau (CNGB) is the principal advisor to the SecDef, through the CJCS, on matters relating to the NG. The CNGB is also the principal adviser to the Secretaries and Chiefs of Staff of the Army and Air Force on all NG issues. The CNGB serves as the DOD's official channel of communication with the governors and adjutants general of the 54 NGS (50 states and territories of Puerto Rico, US Virgin Islands, Guam, and the District of Columbia). Integrating NG support in domestic incidents, the CNGB facilitates and coordinates among states and the DOD.

c. Each state has a joint force headquarters-state (JFHQ-State) providing C2 for all Army and Air NG forces. The JFHQ-State serves as the focal point for all NG domestic operations within each state. JFHQ-States can serve as operational headquarters when NG forces conduct domestic operations support in a Title 32 or SAD status.

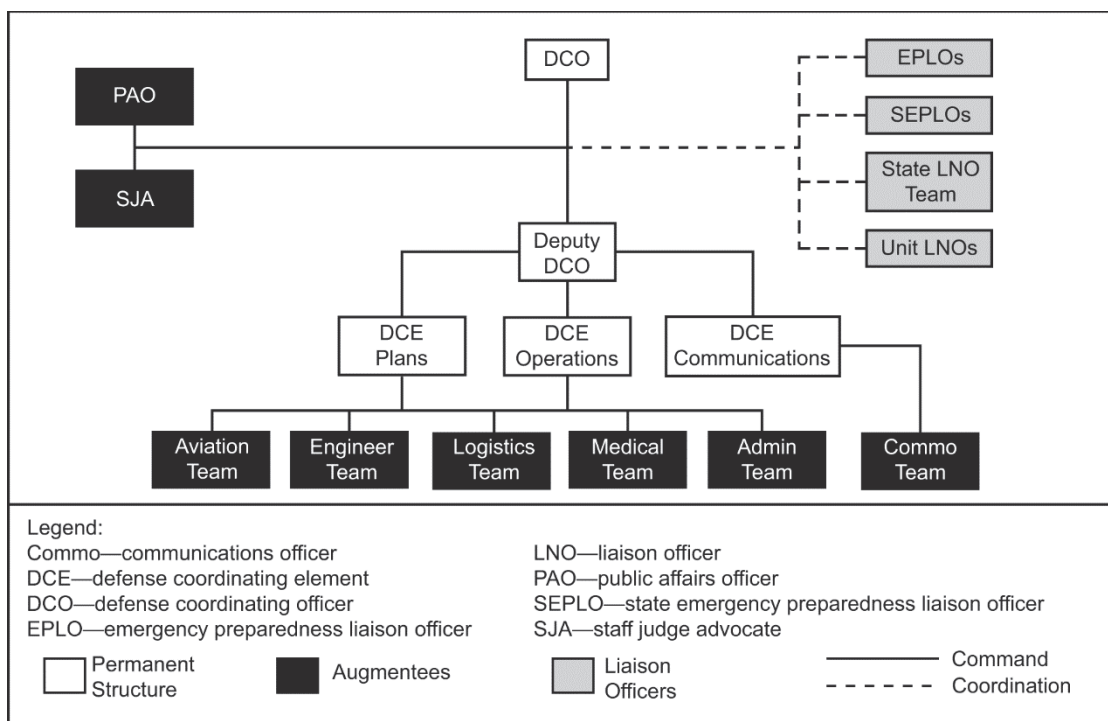
d. Each JFHQ-State may stand up one or more state joint task forces (JTFs) supporting internal and external missions. JFHQ-State acts as the tactical headquarters for all in-state NG domestic operations missions.

e. State defense forces are state entities and are not part of DOD. State defense force members wear the military uniform assigned by The Adjutant General (TAG) of the state (i.e., militia, California State Military Reserve).

## **8. Federal DOD DSCA Response**

a. The defense coordinating officer (DCO) is the DOD single point of contact for domestic incidents. The DCO will evaluate requirements for military support, process RFA, validate and forward mission assignments to the appropriate DOD channels for SecDef approval and Joint Staff sourcing, and coordinate military liaisons with activated ESFs. The DCO has a defense coordinating element (DCE) consisting of staff and military liaison officers coordinating and supporting activated ESFs. See figure 4 for a sample of an augmented DCE structure.





**Figure 4. Sample of a DCE Structure**

b. Emergency preparedness liaison officers (EPLO) are senior reserve officers who represent their Service at a joint field office by conducting planning and coordination in support of civil authorities. The USCG maintains EPLOs similar to DOD EPLOs but coordinates directly with the FEMA regions and the Coast Guard operational commander.

c. Military units in a Title 10 status are under federal authority and under the OPCON of USNORTHCOM or USINDOPACOM. In the EXORD or operation order (OPORD), the CDR will grant direct liaison authorized to designated military unit commanders. As such, they should contact the joint force commander (JFC) or DCO as soon as possible after receipt of DSCA deployment orders to obtain mission specifics and process requests for information and facilitate mission planning.

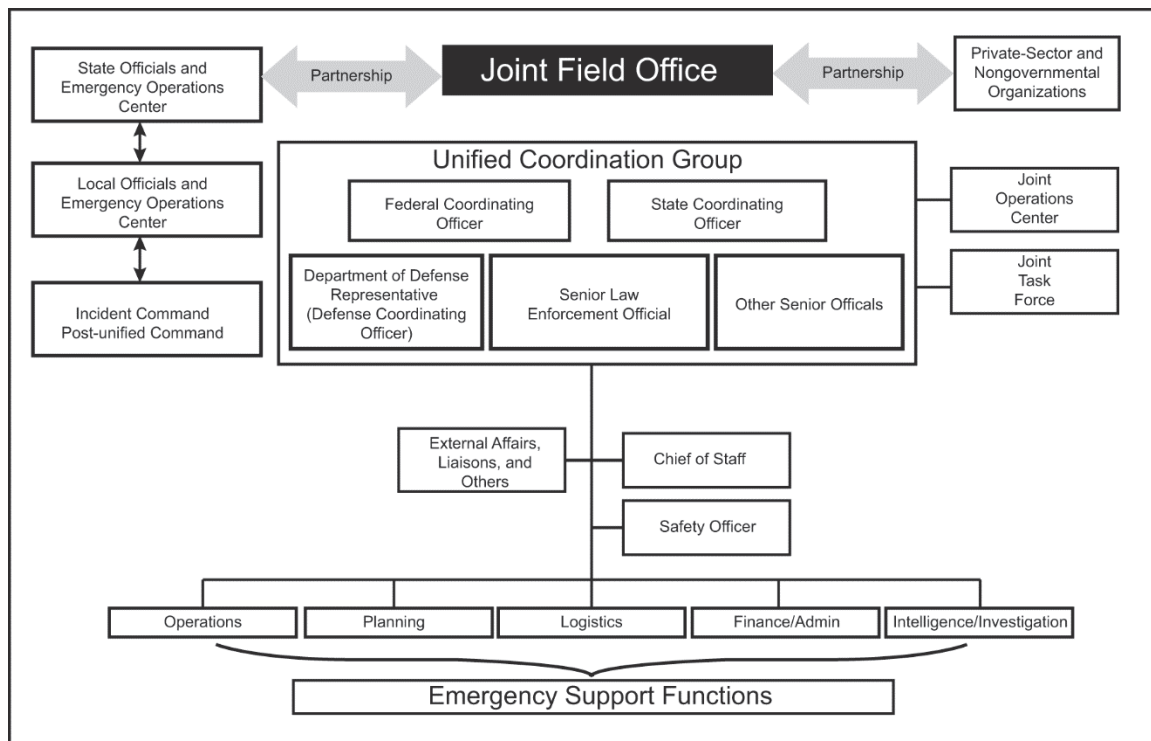
## 9. RFA and Mission Assignment Process

FEMA coordinates the federal response to a disaster. The agency evaluates a RFA within the joint field office (JFO) and issues a mission assignment (MA) to other federal agencies. For more information on these processes, see JP 3-28.

## 10. JFO

a. The JFO is a temporary, multiagency coordination center at or near the incident site, established to provide a central location for coordination of governmental, nongovernmental, and private-sector organizations. These organizations have primary responsibility for incident oversight, direction, or assistance to coordinate protection, prevention, preparedness, response, and recovery actions. See figure 5 for a sample of the JFO structure.

b. Incidents are managed at the lowest level possible. The governor appoints a state coordinating officer (SCO) to oversee state response and recovery efforts. Federal support is provided in response to requests from state or local officials through the SCO to the federal coordinating officer (FCO).



**Figure 5. Sample JFO Structure**

c. The DCO reviews DOD suitability to perform a particular RFA or mission assignment through coordination with FEMA, the state emergency manager, NG, for DSCA combatant command (CCMD) support.

## 11. Parallel Federal and State Military Command Structures

In many DSCA operations, federal and state military forces operate in overlapping areas but under separate chains of command. Federal and state military leaders retain separate C2 of their assigned forces as they provide their individual support to the civil authority.

## 12. Dual-Status Commander (DSC) Structure

a. To unify the military response, federal law permits the establishment of a DSC to command federal military personnel in Title 10 status and NG personnel in Title 32 status or on SAD. Simultaneously, the DSC holds state and federal commissions. The commander commands both forces to coordinate the military response and provide unity of effort.

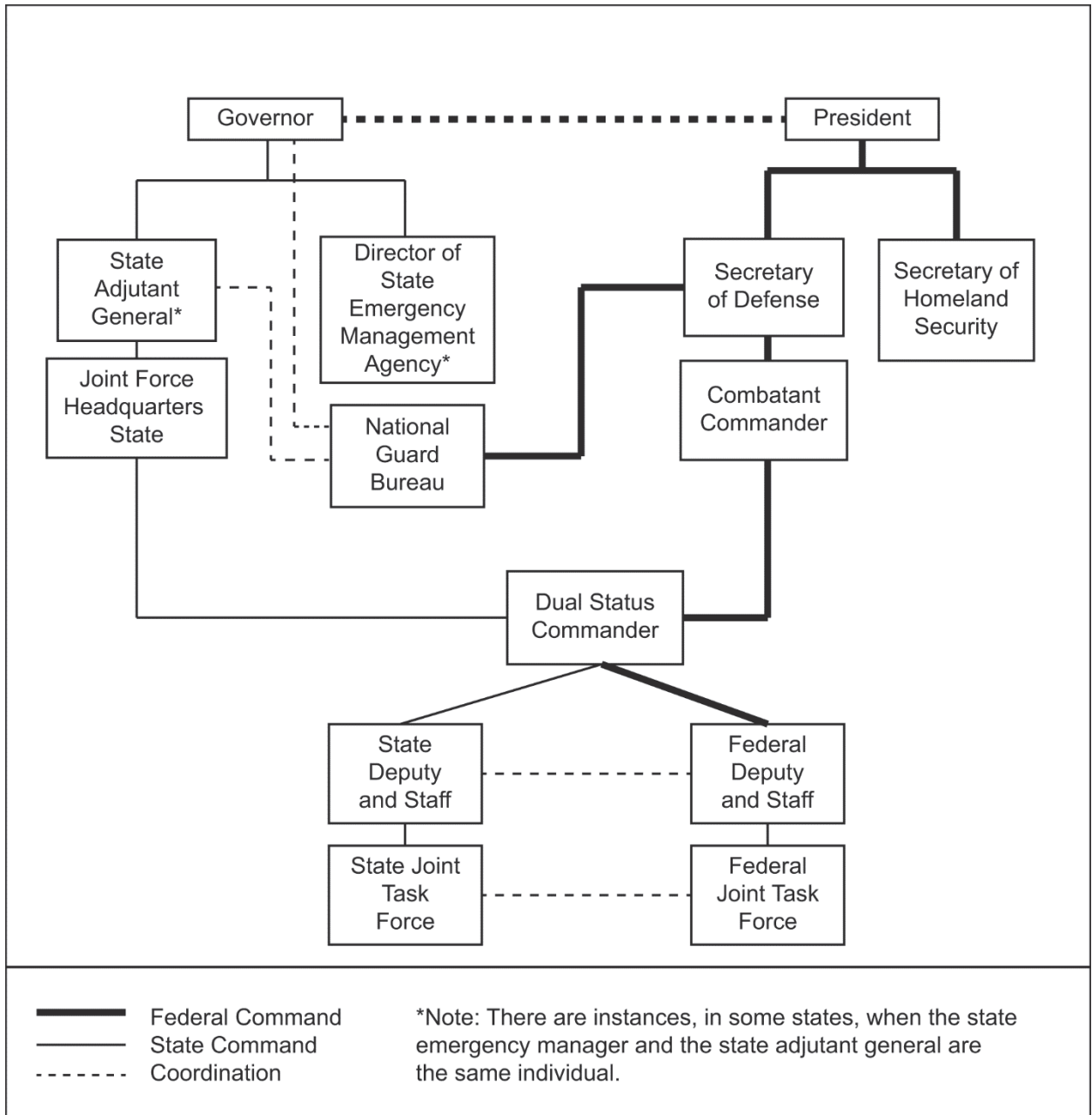
b. In accordance with (IAW) Section 325 (a)(2), Title 32, United States Code (32 USC 325(a)(2)), a NG DSC requires the approval of the POTUS (or a delegated authority i.e., SecDef) and the consent of the officer's governor to serve in both duty



status. For an active duty, commissioned officer, pursuant to Section 315, Title 32 United States Code (32 USC 315), the Secretaries of the Army or Air Force may detail regular officers to duty with the NG, with the permission of the POTUS and delegated to the SecDef. The detailed officer may accept a commission in the NG without vacating his or her regular appointment. The state or territory will commission the officer in its NG to command its NG forces serving under state authority. State law will dictate the requirements and procedures for the appointment and require the governor's consent.

c. A DSC operates two chains of command simultaneously. The DSC exercises command on behalf of, and receives separate orders from, a federal chain of command and exercises command on behalf of, and receives separate orders from, a state chain of command. As such, DSCs establish their own subordinate federal and state chains of command, having Title 10, Title 32, or SAD staffs. The subordinate officers and military forces operate in only one status, either state or federal. See figure 6 for an augmented DSC chain of command structure.

d. Command relationships may vary for Title 10 forces supporting a DSCA operation during different phases of an operation. Specific command relationships (i.e., OPCON, tactical control (TACON) or support) for supporting forces will be dictated by the SecDef/CCDR and promulgated through orders. The CCDR's Service component commanders exercise OPCON of their Service forces with the CCDR's supported operational component commander being delegated TACON of those forces (i.e., Title 10 enablers and force multipliers) within the joint operations area (JOA). For example, tactical forces postured in the JOA may start under the TACON of the supported component commander until they are tasked to execute a mission assignment, at which point TACON of that force will be transferred to the DSC. Ultimately, the operational concept is to provide all capabilities to the DSC to maximize unity of effort between Title 10 and Title 32 forces. Refer to JP-1, *Doctrine for the Armed Forces of the United States*.



**Figure 6. Dual Status Command Structure**

## **Chapter II**

# **LEGAL AND POLICY CONSIDERATIONS**

### **1. Overview**

- a. This chapter focuses on authority-based (law, policy, or regulation) considerations for DSCA operations. DSCA operations temporarily support US civilian agencies for domestic emergencies, law enforcement support, and other domestic activities. DODD 3025.18 provides policy guidance for executing and overseeing DSCA. Each Service and the NGB augmented DODD 3025.18 with its own regulations, instructions, and doctrine.
- b. It is understood that state, territory, tribal, and local officials are responsible for preparing for, and coordinating assistance to, their populace for domestic emergencies. Governors have authority to deploy and employ forces under their control in response to domestic incidents. This includes requesting assistance from other states, via the EMAC process, with inherent regional or multistate coordination.
- c. DSCA operations involve unique legal and policy issues and approval authorities. In scope and duration, federal law defines and limits the federal military's role in DSCA operations. Commanders and their staffs, especially planners and judge advocates, work together closely to plan, monitor, and control DSCA operations to comply with federal and state laws and DOD policies. Additionally, based upon the limitations on the federal military's role, military members (Title 10, Title 14, Title 32, and SAD) should be aware of the legal considerations and the legal authority under which they are operating.
- d. Capability does not equal authority. Approval authorities vary depending on the mission and assets. Planners must carefully navigate and apply the appropriate guidance to ensure mission accomplishment, consistent with the law. For further details on unmanned aircraft systems approval authorities, see appendix A.
- e. Operational constraints include the Posse Comitatus Act (PCA), privacy and civil liberties protections, and intelligence oversight. There are detailed restrictions for operations involving intelligence community capabilities (ICC). Intelligence oversight provides requirements and governs the collection, dissemination, and timelines for data retention.
- f. A Stafford Act RFA moves from the state emergency operations center (EOC) through the DCO to the SecDef for a decision. At each level, cost, appropriateness, readiness, risk, legality, and lethality (CARLL) factors determine if the DOD can, and should, provide the requested support.
  - (1) Cost. Who will pay or reimburse DOD for the requested assistance? How much will the assistance cost? How will it impact the installation's budget?
  - (2) Appropriateness. Who provides, and is best suited to satisfy, the requested assistance? Is it in DOD's and the local community's interest to provide the

assistance? Is it in DOD's interest to provide the support? Have other options, such as local businesses, been considered to meet the need?

(3) Readiness. Is there an adverse impact on the DOD's ability to perform its primary mission? Can a carefully-tailored response provide the needed assistance and maintain unit readiness at the same time?

(4) Risk. What are the potential health and safety hazards to federal military forces? Are there ways to mitigate these hazards? Are there public relations or political risks?

(5) Legality. Does the request comply with the law? Do any legal provisions prohibit or restrict the DOD from providing the requested assistance? If prohibited, are there any exceptions? Can an appropriate authority waive the restriction?

(6) Lethality. Is there a potential for lethal force by or against federal forces?

## **2. Approval Authorities**

a. The SecDef, with limited exceptions or unless otherwise delegated, is the approval authority for all types of DSCA requests submitted by a lead federal agency (LFA). Local commanders have immediate response authority and emergency authority as follows.

(1) Immediate Response Authority (IRA). In response to a request for assistance from a civil authority, under imminently serious conditions and if time does not permit approval from higher authority, local federal commanders may provide an immediate response by temporarily employing the resources under their control. This is subject to any supplemental direction provided by higher headquarters, to save lives, prevent human suffering, or mitigate great property damage within the US.

(2) Emergency Authority. Federal military commanders have the authority, in extraordinary emergency circumstances where prior authorization by the POTUS is impossible and duly constituted local authorities are unable to control the situation, to engage temporarily in activities that are necessary to quell large-scale, unexpected civil disturbances because:

(a) Such activities are necessary to prevent significant loss of life or wanton destruction of property and are necessary to restore governmental function and public order.

(b) Duly constituted federal, state, or local authorities are unable or decline to provide adequate protection for federal property or federal governmental functions. Federal action, including the use of federal military forces is authorized when necessary to protect the federal property or functions.

b. The SecDef has designated the Commander, United States Northern Command (CDRUSNORTHCOM) and Commander, United States Indo-Pacific Command (CDRUSINDOPACOM), as supported commanders for conducting DSCA

operations. As such, they are principle planning agents for DSCA. SecDef-approved RFAs are tasked to the appropriate commander for execution. An incident awareness and assessment (IAA), when requested and approved, may be used for:

- (1) Situational awareness (SA).
- (2) Damage assessment.
- (3) Evacuation monitoring.
- (4) Search and Rescue (SAR).
- (5) Chemical, biological, radiological, and nuclear (CBRN) survey following hazard prediction.
- (6) Hydrographic survey.
- (7) Dynamic ground coordination.

Appendix B contains an IAA support request example.

---

Note: The CJCS DSCA EXORD 052100ZJUN18, permits USNORTHCOM and USINDOPACOM to request traditional ICC resources to conduct DSCA missions. SecDef approval authorizes using IAA capabilities for nonintelligence purposes. These missions must be conducted IAW federal intelligence oversight requirements, including DOD 5240.1-R, *Procedures Governing the Activities of DOD Intelligence Components that Affect United States Persons*.

---

c. DODD 3025.18 codifies the DOD policy for providing disaster assistance IAW the Stafford Act, Chapter 68, Section 5121, Title 42, United States Code, (42 USC 5121), the primary statutory authorities for federal disaster assistance within the US and its territories. The Stafford Act authorizes the POTUS to issue emergency or major disaster declarations concerning catastrophes that overwhelm state governments. Once a declaration is made, DOD and other federal assistance may be provided. The Stafford Act is not an exception to the PCA. Federal military forces may only provide indirect law enforcement assistance following a disaster or emergency declaration.

---

Note: The Economy Act of 1932 (31 USC, 1535) permits federal agencies to provide resources and services to other federal agencies on a reimbursable basis. The Economy Act is also the basis for the general rule that the DOD will not compete with commercial businesses.

---

d. Presidential declarations of emergencies are situations in which federal assistance is required to save lives, protect health and property, or mitigate or avert a disaster. The POTUS may not declare an emergency, unless requested by the affected governor, except when the incident primarily concerns federal functions, property, or personnel. In terms of scope and time, emergency assistance is not as extensive as major disaster declaration assistance.

e. Major disasters are natural catastrophes (e.g., hurricanes, tornados, earthquakes, or snowstorms) or, regardless of cause, fires, floods, or explosions of

sufficient severity. Under the Stafford Act, the governor requesting disaster assistance from the Federal Government must demonstrate the state's lack of capacity or resources to mount an effective response. Under the designation of a major disaster, the type of assistance may include:

- (1) Sharing information indicating the existence of a threat to life or property or the violation of law incidentally collected during the normal course of military training or operations. Specifically, this does not permit tasking units or personnel to collect intelligence within the US.
- (2) Using military equipment, spare parts, supplies, and facilities.
- (3) Providing personnel for equipment maintenance and operation.
- (4) Providing CBRN incident support.
- (5) Distributing medicine, food, and consumables.
- (6) Removing debris and clearing roads determined by the POTUS as emergency work essential for the preservation of life and property and for a period not to exceed 10 days.
- (7) Providing emergency medical care.
- (8) Transporting supplies and persons.
- (9) Restoring essential public services.
- (10) Constructing temporary bridges, shelters, and other necessary structures.
- (11) Demolishing unsafe structures.
- (12) Disseminating public information on health and safety measures.
- (13) Providing technical and advisory assistance to state and local officials.
- (14) Conducting precautionary evacuations and recovery.
- (15) Conducting SAR.
- (16) Providing IAA.

### **3. IRA**

a. Upon receiving a civilian authority's request, when time does not permit approval from higher authority, and under imminent conditions, local commanders may exercise IRA to save lives, prevent human suffering, or mitigate great property damage within the US. Federal military commanders, heads of DOD components, and responsible DOD civilian officials (hereafter referred to collectively as "DOD officials") have IRA as described in DODD 3025.18. This authority excludes using UASs or ICC except as noted in appendix A, table 1 on page 77. IRA is not an exception to the PCA. Local commanders do not have complete discretion to support civil authorities under IRA; CARRLL provisions must be met. Support provided under IRA will not be delayed or denied based on the inability or unwillingness of the requester to make a commitment to reimburse the DOD.

b. IRA is applicable during POTUS-declared emergencies, major disaster declarations, and undeclared incidents. Commanders may act under IRA independently and higher authority is not necessary to approve continuation of assistance after 72 hours. The commander who authorized IRA also may authorize continuation of IRA after 72 hours, and needs to notify the National Joint Operations and Intelligence Center (NJOIC) of the continuation, while considering the following.

(1) DOD officials must exercise judgment based on available information and resources in determining the maximum allowable distance from the installation or facility the immediate response may take place. DOD officials should consider challenges such as sustainment, transportation, communications, mission impact, and risk.

(2) Before responding to a civilian authority's request for assistance, DOD officials should, unless otherwise directed by a higher authority, prioritize resources to DOD requirements first and then to address civilian authority requests.

(3) The civil authority's request for immediate response should be directed to the installation commander or other DOD official responsible for the installation, with further dissemination as needed.

c. The DOD official directing a response under immediate response authority shall immediately notify (within 2 hours) the NJOIC, of the details of the response, through the DOD organization's headquarters and chain of command. The NJOIC will inform the appropriate DOD components, including the geographic combatant command and the Office of the Assistant Secretary of Defense for Homeland Defense and Global Security. Per DODD 3025.18, Section 4, paragraph I (4): NG forces in Title 32 status must report IRA activities to the NGB as soon as practicable, IAW CNGB Notice 1401.

d. An immediate response shall end when the necessity giving rise to the response is no longer present or when the initiating commander or a higher authority directs an end to the response. The commander directing a response under IRA shall reassess whether there remains a necessity for the DOD to respond, under this authority, not later than 72 hours after the RFA was received.

e. Support provided under immediate response authority should be provided on a cost-reimbursable basis, where appropriate or legally required, but will not be delayed or denied based on the inability or unwillingness of the requester to make a commitment to reimburse the DOD.

#### **4. Emergency Authority**

When permitted under emergency authority, IAW DODD 3025.18, federal military commanders have the authority to engage, temporarily, in activities that are necessary to quell large-scale, unexpected civil disturbances. (This is in extraordinary emergency circumstances where prior authorization by the POTUS is impossible and duly constituted local authorities are unable to control the situation.) Emergency authority is given because:



- a. Such activities are necessary to prevent significant loss of life or wanton destruction of property and are necessary to restore governmental function and public order.
- b. Duly constituted federal, state, or local authorities are unable or decline to provide adequate protection for federal property or federal governmental functions. federal action, including the use of federal military forces, is authorized when necessary to protect federal property or functions.

## **5. DOD Support to Law Enforcement Agencies (LEA) and Civil Disturbance Operations**

- a. To avoid military encroachment on civil authority and domestic governance, the PCA Title 10 §§ 271-284, and DOD policy limit support to LEA. Department of Defense instruction (DODI) 3025.21, *Defense Support of Civilian Law Enforcement Agencies*, provides guidance on DOD support to LEA. Appendix A lists approval authorities and guidance for employing UASs and ICC for DSCA missions.
- b. US domestic civil disturbances include riots, acts of violence, insurrections, unlawful obstructions and assemblages, and disorders prejudicial to public law and order. The primary responsibility for protecting life and property and maintaining law and order in the civilian community is vested in the state and local governments. Involvement of military forces will only be appropriate in extraordinary circumstances. The authority for civil disturbance operations primarily derives from the Insurrection Act of 1807 (10 USC, 251-255), which vests decision-making authority in the POTUS. The Insurrection Act permits the POTUS to use armed forces under a limited set of specific circumstances. Responsibility for managing the federal response rests with the Attorney General of the US. Although the Attorney General will have primary responsibility for responses to civil disturbances, military forces shall remain under DOD C2 at all times. Use of the military to conduct law enforcement activities under the Insurrection Act is an exception to PCA.
- c. DODI 3025.21, *Defense Support of Civilian Law Enforcement Agencies*, addresses DOD policy on civil disturbance operations. It states, “the employment of federal military forces to control civil disturbances shall only occur in a specified civil jurisdiction under specific circumstances as authorized by the [POTUS], through issuance of an [EXORD] or other presidential directive authorizing and directing the SecDef to provide for the restoration of law and order in a specific state or locality”. The supported CCDR may issue guidance on the carrying and use of nonlethal weapons.

## **6. Rules for the Use of Force (RUF)**

- a. In any situation, the standing rules for the use of force (SRUF) assist federal military personnel in determining the application of the appropriate level of force. SRUF are restrictive measures intended to allow only the minimum force necessary to accomplish the mission. US constitutional and domestic laws are the bases for SRUF and provide guidance to DOD forces for using force against civilians within



US territory. See Chairman of the Joint Chiefs of Staff instruction (CJCSI) 3121.01B, *Standing Rules for the Use of Force for US Forces*, for additional guidance.

b. CJCSI 3121.01B, *Standing Rules for the Use of Force for US Forces*, contain the SRUF for US forces. These RUF do not apply to NG forces while on SAD or Title 32 USC status. NG forces operate under the state's RUF.

c. The SRUF apply during all DSCA and routine military department functions occurring within US territories and territorial seas. Additionally, the SRUF applies to land defense missions occurring within US territories and to DOD forces, civilians, and contractors performing law enforcement duties at all DOD installations within or outside US territories.

d. A commander's authority to modify the SRUF is limited to making the rules more, not less, restrictive. Appendix C contains a commander's responsibilities under the SRUF and a SRUF template. These templates are general and provided as examples. In coordination with the operational chain of command, commanders and judge advocates must review the SRUF.

e. The SRUF and RUF may differ for each state's NG forces. State laws govern the RUF of the NG serving in a Title 32 or SAD status. Additionally, the NG's authority to perform law enforcement, law enforcement support, or security operations varies in the laws of the various states. Depending on the language of the state statutes involved, grants of, or limitations on, the NG's authority to act as police officers may apply to NG personnel in a Title 32, SAD status, or both. Some states grant NG members (in a Title 32, SAD status, or both) the authority of police officers, while others only authorize those powers enjoyed by the population at large, such as citizen's arrest. Consequently, each of the states, territories, and the District of Columbia promulgate separate RUF. While coordinating with state legal authorities, it is the duty of the NG judge advocate to tailor the RUF to the particular mission and policies of the state. The template in appendix C provides a planning aid for deploying forces. Prior to the assumption of a DSCA or DOMOPS mission, commanders in Title 32 or SAD status must ensure all personnel are briefed on the applicable state RUF.

---

Note: The content of appendix C will differ based on individual state laws.

---

## **7. Operational Constraints and Exceptions to the PCA**

In addition to varying levels of approval authorities for DSCA, certain laws and policies constrain the type of support DOD can provide. This section discusses the impact of the PCA and intelligence oversight policies on DSCA operations.

a. The PCA remains the primary federal statute restricting federal military support to civilian LEAs. The PCA prohibits Title 10 forces from engaging in any direct law enforcement activities unless constitutional guidance or an Act of Congress exception applies (e.g., the Insurrection Act). Evidence of criminal activity obtained by DOD personnel in violation of the PCA may be inadmissible in a criminal trial

thereby preventing a successful prosecution. Personnel who violate the PCA also may be subject to criminal and civil penalties.

(1) Through federal law and applicable DODDs, the PCA applies to all members of the federal military forces, as well as each of their reserve components serving in a federal status. The USCG is not subject to the PCA. IAW Title 14 United States Code (14 USC), USCG personnel are authorized to conduct law enforcement activities as part of the USCG mission.

(2) Whether the PCA applies to Army or Air NG personnel depends upon the legal authority under which the guardsmen are serving. It is imperative personnel know the various legal restrictions associated with these authorities when engaged in a DSCA operation. One of the following three statutory frameworks order NG personnel to duty. (See figure 7.)

(a) SAD NG personnel are state funded and under state control. This is the authority in which NG personnel perform duties when a governor mobilizes the NG to respond to state emergencies, civil disturbances, or disasters, or to perform other duties authorized by state law. NG personnel on SAD authority do not fall under PCA restrictions and may perform law enforcement duties authorized by state law.

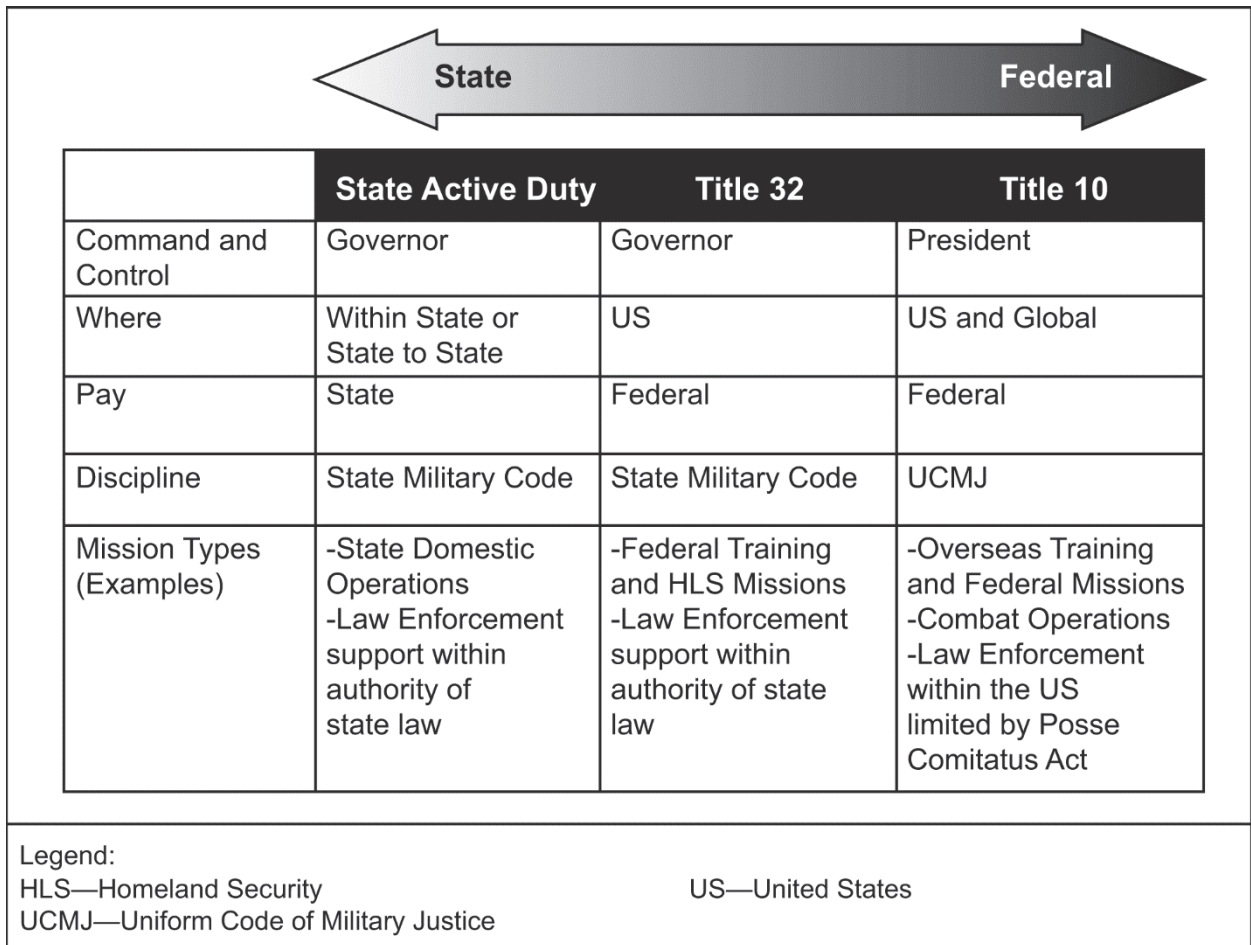
(b) Title 32 USC NG personnel are federally funded, but remain under the control of the state. Because they fall under state control, they do not fall under PCA restrictions and may perform law enforcement duties authorized by state law.

(c) Title 10 NG personnel are federally funded and under federal control; consequently, they are subject to the PCA.

b. National Emergency Declaration. The POTUS has authority, under Articles II and IV of the Constitution, to declare a national emergency. Furthermore, the National Emergency Act of 1976 (50 USC. 1601-1651) permits the POTUS to declare an emergency to preserve order and ensure public health and safety during time of war, insurrection, or national crisis. If the POTUS declares a national emergency, the POTUS could issue an EXORD waiving PCA restrictions and permitting federalized military forces to perform law enforcement functions to protect federal facilities, property, and personnel.

c. Insurrection Act. The POTUS must issue a disperse and retire peaceably proclamation ordering a cessation of unlawful behavior. If the unlawful behavior continues, the Insurrection Act permits the POTUS to use the Armed Forces, including the NG, in federal service (Title 10) to perform law enforcement functions, within a state, to restore law and order.

d. Emergency Situations Involving Weapons of Mass Destruction (WMD). Upon the request of the US Attorney General, the SecDef may authorize DOD personnel to arrest, search, seize, and conduct any other law enforcement activity to protect persons and property from WMD.



**Figure 7. Statutory Framework**

e. USCG. The USCG is the nation's lead maritime law enforcement agency and has broad, multifaceted jurisdictional authority. The statutory basis for the Coast Guard's law enforcement mission is found in Title 14 USC. Under the Maritime Drug Law (46 USC, Chapter 705) Enforcement Act, approximately 180 USCG personnel serve on law enforcement detachments (LEDETs) aboard US Navy ships and are authorized to perform maritime drug interdictions. When engaged in a maritime drug interdiction, USCG LEDET personnel may perform maritime law enforcement functions to include making inquiries, examinations, inspections, searches, seizures, and arrests. Navy personnel working with the LEDETs are bound by the PCA. Therefore, Navy personnel may not perform active, direct law enforcement functions and have a limited supporting role. Indirectly, Navy personnel may assist a LEDET by:

- (1) Providing force protection for a LEDET boarding party.
- (2) Transporting a LEDET boarding party to a target vessel.
- (3) Acting as interpreters.

- (4) Supplying welding and cutting equipment assistance aboard the target vessel.
  - (5) Recording the LEDET's activities while aboard the target vessel.
  - (6) Recovering contraband jettisoned from the target vessel.
  - (7) Effecting damage control to keep the target vessel afloat.
  - (8) Billeting and maintaining persons apprehended from the target vessel.
- f. Authorized and Restricted Activities in Support of LEAs. DODI 3025.21 and Section 271, Title 10, United States Code (10 USC 271) authorize sharing information collected during military operations, using military equipment and facilities, training with LEAs, and funding and reporting mechanisms for such support. They authorize SAR, explosive ordnance disposal (EOD), domestic terrorist incident, and civil disturbance operations support. DODI 3025.21 addresses training with LEAs in detail. DOD directives prohibit interdicting vehicles, searches and seizures, arrest, and similar activities (e.g., apprehension, stop, and frisk). Engaging in questioning potential witnesses; using force or threats to do so, except in self-defense or defense of others; collecting evidence; forensic testing; and surveillance or pursuit of individuals or vehicles is prohibited.
- g. Military Courtesy Patrol. A military courtesy patrol conducted in the local community is not considered a PCA violation. To avoid violating the PCA, the military courtesy patrols prescribed duties must fall short of law enforcement. Military courtesy patrols are intended to preserve good order and discipline and serve as liaisons with local law enforcement personnel, not to actually enforce the law.

## **8. Intelligence Oversight**

- a. DOD and NG intelligence personnel performing intelligence duties must adhere to federal and DOD intelligence oversight rules. These include Executive Order 12333, United States Intelligence Activities; DODD 5240.01, DOD Intelligence Activities; and DOD 5240.1-R. In addition, each Service and the NGB has regulations and policy guidance. Intelligence oversight rules ensure intelligence personnel protect US persons' constitutional rights and privacy, collect essential, authorized information by the least intrusive means, and disseminate information only for lawful government purposes. Information may be collected only if it is necessary for conducting a function assigned to the collecting component and if it falls within certain criteria. These criteria include consensual, openly available information; foreign intelligence; counterintelligence; international terrorist activities; international narcotics activities; threats to safety; and overhead and airborne reconnaissance.
- b. DOD and NG intelligence personnel operating in a Title 10 or Title 32 status must comply with all federal and DOD intelligence oversight rules, regulations, and directions regarding requirements for authorized activities. Army NG personnel in SAD status are prohibited from using DOD intelligence resources (i.e., sensors, systems, equipment, or information) because they are not considered to be

operating in a DOD capacity. Thus, Army NG military intelligence personnel (in SAD status) are not authorized to perform any intelligence activities as part of the intelligence community. Military intelligence personnel in SAD status may use state-owned equipment to perform any missions assigned by a governor, within the guidelines of state laws.

c. Contractors or nonintelligence personnel assisting in the performance of intelligence or counterintelligence work on behalf of DOD or NG intelligence have the same intelligence oversight responsibilities and training requirements as US Government civilian and military intelligence personnel.

d. Within the context of IAA support to DSCA operations, the DSCA EXORD authorizes the following IAA tasks:

- (1) SA.
- (2) Damage assessment.
- (3) Evacuation monitoring.
- (4) SAR.
- (5) CBRN assessment.
- (6) Hydrological survey.
- (7) Dynamic ground coordination.

e. The DSCA EXORD may authorize traditional intelligence capabilities to conduct DSCA missions for nonintelligence purposes. Use of assets designated to provide IAA for other than the seven IAA missions requires SecDef approval on a case-by-case basis. The DSCA EXORD states CCDRs are authorized to use manned aerial imagery assets within their area of responsibility (AOR) to obtain imagery of geography (not to observe people or human activity).

---

Note: Refer questions on whether DOD intelligence capabilities may be used in a DSCA operation to the command judge advocate if the authorities, permissible parameters, and limitations are unclear.

---

f. Perform all data collection, retention, and dissemination IAW standing DOD intelligence oversight guidance, including any requirement to obtain a proper use memorandum (PUM). Compliance with intelligence oversight policies will require training personnel and issuing a PUM for manned and unmanned IAA platforms.

g. A PUM defines an organization's request for a domestic imagery requirement and its intended use. It is issued for a one-time event or on an annual basis. A PUM acknowledges awareness of the legal and policy restrictions regarding domestic imagery collection, retention, dissemination, and use. Depending on content, PUMs can be classified or unclassified. The certifying official verifies and signs the PUM and remains accountable for the accuracy of the domestic imagery request. A legal advisor must conduct a legal sufficiency review of the PUM. The PUM provides an

auditable trail of authority and responsibility up to the appropriate levels, while ensuring the protection of the rights of US citizens and organizations.

## **9. Civil SAR**

The US has established its civil SAR system to provide SAR services as part of the global SAR system. SAR services ensure the US meets national and international humanitarian and legal obligations. The US is obligated to provide SAR services as a party to the International Convention on Maritime Search and Rescue, the Convention on International Civil Aviation, the Safety of Life at Sea Convention, and other treaties or agreements. See chapter IV, section 7 for detailed information on civil SAR.

## **Chapter III**

# **COMMANDER AND STAFF SUPPORT OF CIVIL AUTHORITIES MISSION CONSIDERATIONS**

### **1. Overview**

This chapter identifies aspects of the operational environment impacting tactical execution of the DSCA mission. Additionally, it will describe the DOD and FEMA phasing construct for a DSCA operation highlighting specific considerations by phase, for a tactical level unit.

### **2. Operational Environment**

#### **a. Developing SA.**

(1) Media reports, local DOD activities, and government agencies may provide easy access to photographs and news reports. This may enable a hasty analysis of the situation, enabling direct support by responding forces. Official websites (e.g., FEMA) contain policies, reference materials, and information about organizations involved in the area and contacts. Representative Service EPLOs can assist in developing SA for their Service units and facilitate coordination with the Service component headquarters. Additionally, EPLOs have a community-wide chat capability to leverage for exchanging information.

(2) The commander's estimate of the situation develops SA critical to providing support for civilian authorities. Areas of particular emphasis should include:

(a) Identifying factors affecting area access, including supplying and re-supplying materiel.

(b) Identifying environmental conditions (e.g., geography, meteorology, and other factors) affecting force employment.

(c) Identifying environmental hazards and mitigation measures for such dangers as hazardous material spills, gas leaks, or contaminated flood waters.

(d) Determining communications capabilities and connectivity within the area of operations.

(e) Identifying capabilities and limitations of federal, state, and other participants regarding national policy, public affairs guidance, and legal restrictions.

(f) Identifying cultural and local language factors affecting the common understanding of the situation.

(g) Determining the health status of the population and the remaining healthcare infrastructure and capability.

(h) Determining the safety of navigation for maritime access.

(i) Obtaining an infrastructure assessment.



(3) Understanding the perception of the DOD's actions and the Federal Government's response by the local government and population is a key element in developing SA. Commanders must receive public affairs guidance from higher headquarters to ensure strategic communications are aligned with federal and state leadership to develop, promote, and sustain unity of effort and public trust.

b. Facilities (Bases, Airports, Seaports, or Sea Basing).

(1) DOD Facilities used to enable a DOD Response. DOD installations may be required to support DOD capabilities supporting a DSCA response. In this case, DOD facilities are referred to as base support installations (BSIs). The supported CCDR and the Service Secretaries coordinate BSI use IAW the CJCS DSCA EXORD.

(2) DOD Facilities used to Support a Civilian Response. DOD installations may also be used to support civilian requirements for staging and operations. In this case, DOD facilities are referred to incident support bases or federal staging areas, and the supported CCDR for a DSCA operation may approve an RFA with concurrence from the appropriate Military Service Secretary IAW the CJCS DSCA EXORD.

(3) DOD Capabilities used to Support Civilian Facilities. After conducting immediate lifesaving activities, restoring civilian air and sea ports is one of the most essential tasks and a critical response capability of the DOD. Functioning aerial ports of debarkation (APODs) and seaports of debarkation (SPODs) enable the flow of response forces and specialized equipment to the affected area. DOD capabilities may be required to conduct surveys and assessments; restore airfields or harbors to an operational status; and augment civilian personnel to conduct operations. See appendix C for an example airfield and port surveys.

(4) Seabasing. Naval forces provide a unique capability to support operations when land-based military and civilian installations are inoperable. Depending on the location of the incident and force positioning (e.g., already at sea awaiting hurricane landfall), naval forces can arrive quickly with critical materials, commence response support, and sustain operations indefinitely. Damaged or destroyed shore infrastructure does not deter naval forces from providing C2, lift, and reconnaissance. Sea lines of communication provide an important bridges until other DOD, government, or civilian agencies can organize and establish operations. Further details on maritime capabilities for use in DSCA is provided in appendix E.

c. Reception, Staging, Onward Movement, and Integration (RSOI). The operational-level commander will establish RSOI, as soon as practical, in the affected area to receive tactical forces supporting a DSCA operation. RSOI should provide tactical units additional guidance and briefings to include legal guidance on the constraints of the domestic environment, associated RUF, commander's communication strategy for potential contact with media, and safety briefs. Safety considerations include hazard identification and individual protective equipment (IPE) and personal protective equipment (PPE) requirements based on specifics of the incident. Deconflict DOD RSOI with state EMAC RSOI.



d. Communications. Communications support is critical for successful disaster assistance operations. Disasters may disable or destroy local communications systems, including cellular capabilities. Expect military organizations to extend communication capabilities to non-DOD disaster response task force partners. OPODs and special instructions provide frequency plans to support participants ensuring maximum interoperability. The airspace control plan assigns frequencies.

(1) As an overarching goal, data communications planning should emphasize ease of operability and availability of information to all participants. The goal of information management for DSCA operations is the timely flow of critical information to enhance a DSCA force commander's SA. These information networks must be interoperable with NG forces executing DSCA.

(2) C2 architecture planning considerations identify:

(a) Required reports and reporting frequency.

(b) Classification levels.

(c) Communications requirements (e.g., SECRET Internet Protocol Router Network (SIPRNET), Non-classified Internet Protocol Router Network (NIPRNET), or commercial Internet, handheld radios, and cellular phones).

(d) Public communications capabilities.

(e) Special joint information center and JFC public affairs officer (PAO) requirements.

(f) Strategic communications plans.

(g) Unique challenges communications units have in the DSCA environment.

(3) SAR communications planning integrates all participating agencies, including aircraft, maritime, and ground assets. Large-scale SAR operations may require additional forward operating bases. State EOC and JFO monitor SAR and damage assessment operations integration.

(4) Upon deployment, establish communications with the primary communications agency. C2 systems should support immediate information exchange for:

(a) Coordinating communications.

(b) Coordinating the local law enforcement response.

(c) Coordinating medical support.

(d) Disseminating higher headquarters' directives.

(e) Disseminating primary agency or JFC phone numbers and frequencies.

(f) Coordinating reports.

### **3. Operational Phasing Construct**

a. Phase 1 (Pre-Incident). Actions in this phase include interagency coordination, planning, identification of gaps, exercises, and public affairs outreach. This phase

sets the conditions for expanded interoperability and cooperation with interagency partners. There are three subphases in Phase 1. These subphases consist of the following activities.

(1) Phase 1a (Normal Operations). Local, state, federal and military authorities determine existing logistics, resource capabilities, develop plans, identify procedures, and conduct training and exercises to validate existing plans. Actions in this phase are focused on awareness and national preparedness with goals to: prevent, protect against, mitigate, respond to, and recover from an incident.

(2) Phase 1b (Elevated Threat). This is a notice event that allows for further coordination and planning or revisions based on the current situation. Analyze situation reports (SITREPs) ensuring interagency partners plan for potential activation and integration into planning efforts.

(3) Phase 1c (Credible Threat). This is a notice event requiring further assessment with plan updates/revisions with additional stakeholders. Consider pre-positioning selected response forces for a quicker response.

b. Phase 2 (Response). This phase begins when the DOD receives, or expects to receive, an RFA from an LFA for DOD support. Also, it may happen when the POTUS or SecDef directs support with a federal response to a disaster or emergency in support of a state or tribal government or to support another US Government department or agency for specifically authorized events. Phase 2 ends when the situation is stabilized to the point where DOD support is no longer required. Phase 2 subphases follow.

(1) Phase 2a (Initial Response). This phase begins upon expectation or receipt of an LFA's RFA for DOD support. Key activities are: activation of emergency management structures, assessment of the situation, and the movement of preplanned DOD resources.

(2) Phase 2b (Deployment of Resources and Personnel). This phase begins with lifesaving operations in the impacted area and federal resource RSOI. Key activities are to locate, evacuate, and provide life-sustaining support services to the affected population. More key activities are stabilizing and ensuring communications and channels connecting responders and the public are operational; characterizing incident/federal resources deployment; and initiating individual/public assistance programs. Phase 2b is successful when forces are deployed with sufficient capabilities to support civil authorities.

(3) Phase 2c (Sustained Response). This phase begins when survivors have been evacuated and are sustained via mass care/recovery efforts and SAR operations have transitioned to human remains recovery. Phase 2c ends when survivors are sheltered or return home; wherever possible, restoration of critical infrastructure, key resources and essential services has been completed; and senior leaders have made preliminary decisions about the initial recovery plan for the impacted area.

c. Phase 3 (Recovery and Transition). This phase begins when the life-saving/life-sustaining activities have been stabilized, as determined by civil authorities and

local, state, and federal resources are sufficient to continue without a DOD response. Although the DOD does not support recovery, it may support specific aspects of recovery. Transition begins when all operational aspects of mission assignments (MAs) are complete and DOD force redeployment commences. Phase 3 ends when all DOD forces have transitioned all operations to civil authorities and are redeployed with C2 transferred to their home station commands.

#### **4. Tactical-Level Leadership**

##### **a. Phase 1 (Pre-Incident) Considerations.**

- (1) Upon receipt of a mission, Title 10 forces must coordinate, immediately, with the operational chain of command.
- (2) Request the staff judge advocate (SJA) provides a detailed briefing on specific DSCA legal constraints and how they will affect unit operations.
- (3) Ensure personnel receive SRUF cards.
- (4) Identify and contact civilian counterparts.
- (5) Determine C2 relationships.
- (6) Determine weapons, ammunition, and modified table of organizational equipment requirements and limitations.
- (7) Coordinate and review disclosure and distribution policies of IAA products with civil and interagency partners.
- (8) Establish communication protocols. Use military assets for internal communications and develop specific plans for each unique civilian communications situation.
- (9) Establish a battle rhythm while considering higher command and interagency timelines.
- (10) Begin tracking daily costs, MAs, and mission assignment task orders (MATO).
- (11) Determine force protection requirements and establish force protection condition (FPCON) levels.
- (12) Plan for media interactions, and coordinate media releases and products through joint information center and collaborating agencies.
- (13) Coordinate liaison officer (LNO) requirements (e.g., with the DCO, JTF, or joint force headquarters (JFHQ)).

---

Note: LNOs are different from EPLOs. LNOs represent their command. EPLOs are Service and other DOD personnel who coordinate military assistance to other federal agencies and state governments.

---

- (14) Ensure appropriate personnel are familiar with ICS processes and NIMS.
- (15) Achieve and maintain 100% personnel accountability.

b. Phase 2 (Response) (Includes Phases 2a and 2b) Considerations. (Review examples of each subparagraph within appendix C.)

- (1) Identify hazardous material (HAZMAT) requirements.
- (2) Identify RSOI procedures.
- (3) Determine information requirements. This helps commanders and staffs understand the adversary; operational environment; and status of agencies, units, and installations. Appendix C, table 7 on page 90, provides examples of information requirements.
- (4) Identify from which BSI the unit will operate.

---

Note: Do not assume private or public property is available for military purposes.

---

c. Phase 2 (Response) (Includes Phases 2b and 2c) Considerations,

- (1) Receive MATO.
- (2) Coordinate task execution with the operational headquarters and civilian authority.
- (3) Execute reporting requirements.

d. Phase 3 (Recovery and Transition) Considerations.

- (1) Develop a closeout and redeployment plan with the operational headquarters.
- (2) Compile all data from support operations, as directed. Anticipate reporting total man hours, amount and type of equipment, and fuel used; maintenance performed; and equipment lost, damaged, or destroyed. Also, anticipate reporting the specific MA or MATO resources expended to provide support.
- (3) Title 10 forces need to coordinate with the DCO or DCE and IC or FCO upon mission completion and before departing the area of operations. Transition the mission and inform the IC or FCO who assumes mission support.
- (4) Develop a plan to leave a clean footprint. Do not leave HAZMAT. Document the condition of properties upon arrival at the home station.
- (5) Prepare an after action report (AAR) and document lessons learned. Submit lessons learned to the Joint Lessons Learned Information System at <https://www.jllis.mil>.

## **5. Personnel and Administration**

a. Phase 1 (Pre-Incident) Considerations.

- (1) Identify personnel status report requirements.
- (2) Coordinate with medical services for identified civilian and military treatment facilities.
- (3) Identify casualty reporting and tracking procedures to address unique challenges of operating in a DSCA environment.

- (4) Coordinate casualty pay procedures and military pay problems with the BSI or the nearest military installation with a pay office.
- (5) Develop procedures for emergency leave.
- (6) Establish mail operations.
- (7) Coordinate to establish an administrative and logistics operations center.
- b. Phase 2 (Response) (Includes Phases 2a and 2b) Considerations.
  - (1) Prepare an advanced party representative.
  - (2) Prepare an RSOI briefing.
  - (3) Establish reporting procedures for subordinate units and coordinate with higher headquarters for any specific policies. Integrate and account for DOD civilians and contractors augmenting the unit.
  - (4) Ensure all military personnel update their information in one of the following systems:
    - (a) Army Disaster Personnel Accountability and Assessment System.
    - (b) Marine Corps Total Force System or Marine Online.
    - (c) Navy Family Accountability and Assessment System.
    - (d) Air Force Personnel Accountability and Assessment System.
- c. Phase 2 (Response) (Includes Phases 2b and 2c) Considerations.
  - (1) Coordinate sheltering support and determine availability of other support services (e.g., commissary, exchange, and daycare) for personnel living in the affected area.
  - (2) Identify and use ICS reporting forms for submission to the DCO, JTF-State, or JFHQ-State. ICS reporting forms may be found at <https://training.fema.gov/emiweb/is/icsresource/>.
  - (3) Establish procedures for family members to contact military personnel.
  - (4) Coordinate with PAO and joint information center (JIC) for media interactions.
  - (5) Prepare personnel to support visitor operations.
- d. Phase 3 (Recovery and Transition) Considerations.
  - (1) Track units as they depart the operating area.
  - (2) Out-process personnel through reverse RSOI.
  - (3) Respond to approved requests for personnel information on unit members (e.g., unit accountability of injured personnel and medical claims reimbursement).
  - (4) If required, ensure all assigned military and DOD civilian personnel complete a Department of Defense (DD) Form 2796 (*Post Deployment Health Assessment (PDHA)*) prior to leaving the operating area. If the situation does not allow for completing the health screening prior to departure, the individual's unit

commander will ensure the completion and submission of the health assessment. The assessment must be submitted to the local medical treatment facility (MTF) commander within 30 days of the individual's return.

(5) If required, ensure all assigned military and DOD civilian personnel complete a DD Form 2900 (*Post Deployment Health Re-assessment (PDHRA)*) 90 to 180 days after redeployment to home station.

(6) Prepare an AAR and document lessons learned.

(7) Consider personal awards to key contributors as well as the Humanitarian Service Medals (HSMs) for presidential disaster declarations (determination for HSM resides with the Service Chief for each branch).

## 6. Intelligence

---

Note: Refer to chapter 2, paragraph 5, for legal and policy guidance for using DOD intelligence capabilities for a DSCA operation.

---

### a. Phase 1 (Pre-Incident) Considerations.

---

Note: In a DSCA environment, do not use the terms intelligence, surveillance, and reconnaissance or intelligence preparation of the battlespace. The appropriate terminology is IAA, at the tactical level; and operational environment assessment, at the operational level.

---

(1) Gathering information on weather, roads, and environmental factors, and the incident is legal and necessary. However, IAW DOD 5240.1-R, DOD and NG intelligence personnel may only collect and retain information pertaining to a US person when there is a specific mission and authority to do so. It is important that DOD personnel know to report all information regarding illegal activities to the appropriate civilian law enforcement agency (CLEA).

(2) The DSCA EXORD authorizes using most IAA resources to support first responders and decision makers in the following missions.

- (a) SA.
- (b) Damage assessment.
- (c) Evacuation monitoring.
- (d) SAR.
- (e) CBRN assessment.
- (f) Hydrographic survey.
- (g) Dynamic ground coordination.

(3) The following information concerns IAA requests.

- (a) All requests for imagery or other intelligence support for areas within the US are subject to federal and DOD intelligence oversight regulations including, Executive Order 12333, DODD 5240.01, and DOD 5420.1-R. As a rule, do not use DOD intelligence capabilities, resources, and personnel for



activities other than foreign intelligence or counterintelligence, unless specifically approved by the SecDef. For SA, planning purposes, or upon receipt of a validated mission assignment, use NG intelligence community personnel and nonintelligence equipment in a Title 32 USC or SAD status to fulfill TAG requirements. Due to potential violations of the PCA through direct DOD support to CLEAs, closely review and separately process requests for military support to CLEAs for approval. Process support requests according to DODI 3025.21, and DOD 5240.1-R, Procedure 12.

(b) File an approved PUM with the approval authority before tasking airborne platforms to collect domestic imagery. In the event of an emergency where USNORTHCOM is the designated lead DOD operational authority, comply with proper use provisions by coordinating related requests for domestic imagery from airborne platforms with USNORTHCOM. Refer to appendix B for further guidance on IAA requests.

(c) When NG forces are in Title 32 USC status, the JFHQ-J2 will work with the remote sensing community, including local, state, and federal agencies, to identify IAA requirements and available IAA assets to ensure unity of effort. Coordinate unsatisfied requirements between the JFHQ-J2 and NG-J2 via a J2 coordination cell. NG-J2 can identify the availability of additional Title 32 force assets or interagency operations to cover unmet IAA needs.

b. Phase 2 (Response) (Includes Phases 2a and 2b) Considerations.

- (1) Prepare an advanced-party representative.
- (2) Establish information-gathering methodologies.
- (3) Contact IAA counterparts.
- (4) Develop an IAA campaign plan.
- (5) Request additional IAA mission support.

c. Phase 2 (Response) (Includes Phases 2b and 2c) Considerations.

- (1) During terrain analysis, consider the civilian infrastructure (e.g., sewer, water, energy, access, administration, transportation, medical, and safety).
- (2) Maintain contact with IAA counterparts for assistance in obtaining incident information.
- (3) Develop a production, assessment, and dissemination plan.
- (4) Prepare an environmental hazards assessment defining impact on current and future operations. Post weather assessments and continuously monitor weather conditions.
- (5) Identify and display areas without utilities.
- (6) Coordinate with the incident management planning staff.

d. Phase 3 (Recovery and Transition) Considerations.

- (1) Determine and execute close-out and transition activities.

(2) Safeguard and transfer sensitive information and imagery collected during the operation, according to DSCA guidance.

(3) Prepare an AAR and document lessons learned.

## **7. Plans and Operations**

### **a. Phase 1 (Pre-Incident) Considerations.**

(1) Military units support the civilian authorities. The supported commands are the local authorities at the, city, county, and state levels. The principal arbiter between the federal military (i.e., Title 10) and other federal and state entities is the DCO who transmits specified tasks to the JFC or Title 10 forces. The DCO or DCE and EPLOs will use the DOD DSCA Automated Support System (DDASS). The DDASS provides the only automated means to validate MAs and allow for all orders, requests for forces and FEMA MA forms to be associated with specific missions and provides multiple commands SA to view and respond to mission-critical actions. The JFC translates civil authority assignments into clear and supportable tasks and coordinating instructions via fragmentary orders (FRAGORDs) to supporting tactical commanders. The JFC manages the force into and out of mission assignment operations and during self-support operations.

(2) Review disaster response plans.

(3) Establish communications with the DCO, DCE, and planning sections. Additionally, communicate with JFHQ-State, and the DOD state EPLO located at the state EOC.

(4) Determine LNO requirements, nominations, and support relationships.

(5) Determine the Title 10 military, federal response, and state NG chains of command, and the state civilian command organization.

(6) Write a tactical-level DSCA order, as applicable.

(7) Coordinate mission tasking with the DCO or DCE.

(8) Coordinate RUF with the SJA.

(9) Prepare a deployment OPORD.

(10) Develop information sharing protocols (e.g., SharePoint portals, webpages, e-mail lists, chat locations, WebEOC, and shared drives).

(11) If authorized, determine weapons storage requirements. Determining status of weapons and arming will occur above the JFC level. Weapons RUF may require separation of weapons from primary users.

(12) Plan for unclassified communications, documentation, and automation.

(13) Capture all costs for DOD/Federal Government reimbursement.

(14) Prepare for immediate SAR support. The urgency of the mission may adjust the deployment, base establishment, and RSOI sequence.

### **b. Phase 2 (Response) (Includes Phases 2a and 2b) Considerations.**



- (1) Complete an OPORD.
- (2) Conduct an update brief.
- (3) Establish a tactical operations center (TOC).
- (4) Track developments at the incident site.
- (5) Obtain the emergency operation plans for federal, state, tribal, and local organizations.
- (6) Develop assessment information.
- (7) Establish communication and coordinate with the DCO, JFC, and JFHQ-State to obtain key points of contact in the operating area, such as the:
  - (a) Governor.
  - (b) Mayor.
  - (c) City or county manager.
  - (d) Chief of police.
  - (e) Chief of the fire department.
  - (f) Chief executive officer of the town.
  - (g) Emergency medical service chief of the town.
  - (h) Emergency management director of the town.
  - (i) Infrastructure management security (e.g., malls and prisons).
  - (j) Airfield operations managers.
  - (k) Airfield tower manager.
  - (l) Captain of the port (COTP).
- (8) Evaluate the site location.
  - (a) Map the incident location by latitude and longitude, military grid reference system, or Global Positioning System to facilitate airborne operations.
  - (b) Determine major routes and roads.
  - (c) Identify potential staging areas and landing zones.
  - (d) Identify known HAZMAT.
  - (e) Determine if natural or manmade barriers or terrain features will hinder operations.
  - (f) Determine the peak and off-peak population and the times of day with the greatest fluctuations.
  - (g) Evaluate the lighting conditions during hours of darkness.
  - (h) Review ICS Form 215A (*Incident Action Plan Safety Analysis*), for additional information on potential risks.

(9) Medical Considerations.

- (a) Record locations and phone numbers of medical facilities in the vicinity.
- (b) Record locations and phone numbers of all designated emergency shelters and their capacity.
- (c) Identify locations to deliver rescued persons.

(10) Communications.

- (a) Establish a primary mode of communication (e.g., radio, telephone, cellular phone, or e-mail).
- (b) List radio frequencies, phone numbers, e-mail addresses, and websites specific to the response.

c. Phase 2 (Response) (Includes Phases 2b and 2c) Considerations.

- (1) The plans and operations sections personnel should review civil authority plans. Consult the DCO and DCE for assistance.
- (2) To integrate effectively into the incident response, units must understand the civilian organization and its responsibilities, the state NG organization, USC authorities, and the JFO organization. As a supporting command, Title 10, military forces must adapt to each organization's battle rhythm.
- (3) Establish and maintain communications with military units, organizations, and commands in the operating area, including military units not in the JTF or Title 10 status.
- (4) Establish a common operational picture to track execution and costs.
- (5) Coordinate for daily SITREPs from external agencies (e.g., state EOC, JFHQ-State, or JFCs).
- (6) Protect the force by:
  - (a) Conducting an all-hazards threat assessment.
  - (b) Implementing baseline FPCON and other directed protection measures.
  - (c) Implementing threat warning and reporting.
  - (d) Integrating forces on DOD installations into installation antiterrorism plans.
  - (e) Prescribing IPE and PPE.
  - (f) Directing security measures to mitigate risks. (Consider establishing battle-buddy requirements and curfews for DOD responders.)
- (7) Identify any HAZMAT concerns in the operating area. Provide locations and detailed situational information to civilian HAZMAT teams. Develop a procedure for communicating HAZMAT issues.
- (8) Assist in locating hazards or potential threats, when requested.
- (9) Assist in determining numbers and locations of dislocated persons.

- (10) Assist in locating victims requiring rescue, evacuation, or medical treatment and provide sustainment activities.
- (11) Track all rescued or evacuated personnel with JFHQ-State or JFO.
- (12) Determine the status of lines of communication (e.g., major roads, railroads, waterways, seaports, and airports).
- (13) Coordinate public affairs with the JFO public information officer (PIO) or JIC.
- (14) Plan to terminate operations or transfer them to follow-on forces or civilian counterparts. Considerations include the following.
  - (a) Did the joint forces accomplish their mission?
  - (b) What is the new mission?
  - (c) What joint forces, equipment, supplies, or other resources will remain?
  - (d) Are new RUF required?
  - (e) Will operations be discontinued, interrupted, or transferred?
  - (f) What will be the command relationship to forces left behind?
  - (g) Will the incoming force or organization use the same headquarters facility or BSI?
  - (h) Is sufficient security available? Who will provide it?
  - (i) How will the turnover be accomplished?
  - (j) Who will handle media engagement during the transition?
  - (k) Has USNORTHCOM, USINDOPACOM, or United States Transportation Command (USTRANSCOM) approved redeployment airlift, sealift, or ground transportation (i.e., has time-phased force and deployment data been developed/submitted/approved)?
  - (l) Are task force commanders aware of requirements and expectations?
- (15) Coordinate required OPORD and FRAGORDs.
- (16) Develop, coordinate, synchronize, and integrate plans with designated supported headquarters and federal agencies (e.g., FEMA).

---

Note: If local businesses and contractors can perform missions and tasks assigned to DOD, continued employment of military personnel may be unnecessary or illegal. The incident commander will determine when disengagement criteria has been met and when to withdraw military units.

---

d. Phase 3 (Recovery and Transition) Considerations.

- (1) According to DCO or TAG directives, set endstate conditions as soon as possible.
- (2) Notify authorities of the demobilization timeline.

- (3) Coordinate with DCE to compile all data from support operations (e.g., total man-hours, fuel, and number and type of equipment used; maintenance performed; and equipment lost, damaged or destroyed).
- (4) Coordinate with base operations for turning in issued equipment and clearing all facilities.
- (5) According to Service guidance, consolidate all journals, reports, records, notes, and supporting documents for input into the AAR to document lessons learned.

## **8. Logistics and Resource Management**

### **a. Phase 1 (Pre-incident) Considerations.**

- (1) Conduct a contract support analysis of the operational environment.
- (2) Assess BSI contracting capabilities and the ability to accommodate additional contracting personnel assets.
- (3) Assess local businesses' ability to provide contracted support to humanitarian and disaster relief and Title 10 force requirements.
- (4) Coordinate with local, state, territory, tribal, federal and NGO support partners to ensure all entities are not competing for like supply, service, and construction requirements.
- (5) Identify existing contract vehicles to support Title 10 force requirements.
- (6) Establish an operational contract support section lead at the component or JTF level to assist in contract support planning and coordination.
- (7) Identify logistics plans of the civil authorities and establish a strong working relationship with logistics liaisons. The closest Title 10 installation provides logistics functions. Designate this installation as the BSI. Title 10 forces will base and receive support from the BSI for operations in the response area. Logisticians must integrate logistics requirements into the BSI requirements to prevent shortages of equipment and repair capabilities.
- (8) Establish procedures to address the challenges of mortuary affairs, including religious support. Military mortuary affairs within the US differ from combat-related and civilian mortuary affairs. Additionally, specific legal regulations outlining what Service members can and cannot do regarding mortuary affairs and recovery of human remains vary by state and locality.
- (9) Track all costs, expenditures, and mission assignments prior to deployment and retain documentation and receipts.
- (10) Determine options for suppliers, their locations, and transportation requirements.
- (11) Prepare for disaster-related outages or interruptions in services or utilities (e.g., electricity, water, sewage, and fuel).

- (12) Estimate how reduced infrastructure availability will impact supply distribution and standard consumption rates.
- (13) Determine sources for petroleum, oil, and lubricants (POL).
- (14) Estimate logistics support requirements for each class of supply.
- (15) Expect resupply from the BSI. Staff supply requests through USNORTHCOM, USINDOPACOM, and Service components. However, the BSI's capabilities determine the level of supply support.
- (16) Order common logistics items, such as Class I (food and water) and Class III (bulk fuel), using the BSI support document numbers, through military standard requisitioning and issue procedures (MILSTRIPs) based on input from the operational headquarters. Authorized units will request and draw commodity support from the BSI supply support activity.
- (17) Do not anticipate Class IV (engineer material) support. Report exceptions to the designated operational headquarters as part of the requirements forecasts.
- (18) Draw Class V (ammunition) by exception.
- (19) Purchase Class VI (personal items), including sundry packs, from the installation commissary and exchange, as required by the deployed forces.
- (20) BSI medical facilities may support the hosted forces for medical treatment. Medical logistics will be provided by the single, integrated medical logistics manager or through the theater lead agent for medical materiel.
- (21) Request Class IX (repair and replacement parts) items.
- (22) Track and report all costs incurred by the BSI.
- (23) Remember, DOD components are responsible for their Service-unique logistics for deployed units. Expect units to reach back to their home station for Service-unique support. When Service-unique support is not available from home stations, Title 10 units should contact USNORTHCOM or USINDOPACOM Service components for assistance. Commercial or military convoys can move the requested assets.
- (24) Coordinate APOD or SPOD operations and movement support with the J4 from the operational headquarters.
- (25) Plan for, and coordinate, military sustainment requirements with the logistics section chief.
- (26) Coordinate with the logistics section chief, at the earliest opportunity, regarding sustainment requirements, including:
  - (a) Deployment site and size.
  - (b) Shower facilities.
  - (c) Laundry.
  - (d) Latrines.

- (e) Power (e.g., hardline or generator).
- (f) Trash service.
- (g) Telephone capabilities.
- (h) Copier.
- (i) Ordering procedures for civilian supplies.
- (27) Determine morale, welfare, and recreation phone requirements.
- (28) Determine military vehicle restrictions.
- (29) Plan for weapons storage and a guard force.
- (30) Establish policies and procedures for military personnel transportation.
- (31) Determine specialized equipment needs and availability (e.g., cold weather gear or medical supplies).
- (32) Plan for maintenance requirements of the military equipment.
- (33) Coordinate with JFHQ-State on use of state maintenance facilities for equipment and vehicles.
- (34) Identify the power requirements (e.g., 110 volts versus 220 volts) for equipment. Provide specific power generation equipment, parts, and fuel for essential communication equipment.
- (35) Determine the availability of DOD, federal, state, territory, tribal, or local support organizations to provide sustainment.
- (36) Prepare to deploy a logistics representative with the advance party.
- b. Phase 2 (Response) (Includes Phases 2a and 2b) Considerations.
  - (1) Maintain detailed mission costs and financial expenditures records. Keep receipts. The following is a partial list of items to include:
    - (a) A record of MAs and MATOs received and missions performed, with particular attention to all aviation mission support.
    - (b) Rosters of personnel involved.
    - (c) Travel and per diem for military and civil service personnel.
    - (d) Lodging costs.
    - (e) Transportation costs (e.g., car and bus rentals, chartered aircraft, and fuel).
    - (f) All contracting costs.
    - (g) Equipment provided or operated (estimated hourly cost for operation).
    - (h) Materiel provided from regular stock (all classes of supplies).
    - (i) Laundry expenses.

---

Note: For DOD to receive reimbursement, document DSCA support in a memorandum to higher headquarters or IAW command procedures. Refer to the DSCA EXORD for reimbursement processes.

---

- (2) Track and record the daily logistics status.
- (3) Use properly trained contracting officers and pay officer representatives to support mission requirements.
- (4) Establish an administrative and logistics operations center.
- (5) Develop an IPE and PPE decontamination and exchange policy with the logistics section chief. Daily equipment exchanges are overwhelming if not handled correctly.
- (6) Determine logistics supply and distribution points.
- c. Phase 2 (Response) (Includes Phases 2b and 2c) Considerations.
  - (1) Confirm sources to purchase parts, POL, and supplies. These may not exist in the disaster area. Confirm if a memoranda of understanding (MOU) is needed for supplies.
  - (2) Understand funding authorities for logistical support. Funding authorities vary for Titles 10, 32, and SAD forces.
  - (3) Procure and plan movement for food, water, and supplies.
  - (4) Work with the logistics section chief at the incident site to record civilian equipment issued by civilian authorities.
  - (5) Submit statements of work or requirement determinations through the supporting contracting team.
  - (6) Establish controls for use of Government purchase cards.
  - (7) Coordinate with the medical officer, or team, to efficiently dispose of organic medical assets.
  - (8) Provide ground support, military transport, and civilian movement.
  - (9) Plan vehicle recovery and extraction.
  - (10) Confirm waste removal plans.
  - (11) Find local sources of media reproduction (e.g., high-speed, large-format printing).
  - (12) Provide mortuary services for military personnel.
  - (13) Determine how to process mortuary services for civilian casualties.
- d. Phase 3 (Recovery and Transition) Considerations.
  - (1) In coordination with the DCE, compile all data from support operations (e.g., total man-hours, fuel, and amount of equipment used; maintenance performed; and equipment lost, damaged, or destroyed).



- (2) Complete accounting and turn-in of any unused supplies, especially Class V (ammunition).
- (3) Close out all remaining contracts.
- (4) Submit reports and request reimbursement.
- (5) Clear base camp of equipment provided by civilian authorities in demobilization procedures.
- (6) Prepare an AAR and document lessons learned.

## 9. Communications

### a. Phase 1 (Pre-Incident) Considerations.

- (1) Perform internal military communications according to unit standard operating procedures.

---

Note: Do not assume military communications equipment is compatible with civilian equipment. Do not assume the receiving organization will provide communication capabilities.

---

- (2) Plan to adapt to civilian equipment. The National Interagency Incident Communications Division (NIICD), located at the National Interagency Fire Center (NIFC), provides portable emergency communications, technical training, and remote-sensing imagery by aircraft. For information regarding the operation and maintenance of commercial communications equipment, go to <http://www.nifc.gov/NIICD/index.html>.
- (3) Ensure all LNOs deploy with the necessary equipment to communicate with higher headquarters. LNOs must have computer systems and a wireless or satellite capability to perform their duties effectively.
- (4) Coordinate with military, local, state, territorial, tribal, and federal agencies and organizations; NGOs; and volunteers to determine the most feasible solutions for effective communication. Sources of information from the JFO include ICS Form 205 (*Incident Radio Communications Plan*).
- (5) Identify civilian common-operational-picture requirements and determine the best method for accessing state emergency management agency software and FEMA's WebEOC.
- (6) Ensure initial communications capabilities are self-sufficient. Coordinate interoperability with local authorities.
- (7) Ensure trained operators accompany equipment. Essential repair parts, manuals, tools, initial fuel and power generation equipment must be sent due to difficulty obtaining these in the affected area.
- (8) Plan for an unclassified operating environment for communications, Internet, and automation.
- (9) Plan for a means to share information, such as a SharePoint portal, webmail, an e-mail list, chat, or shared drive.



- (10) Disseminate communications support requirements to civilian authorities. If communications support is required:
- (a) Determine configuration and frequency band requirements.
  - (b) Procure necessary equipment.
  - (c) Establish data and voice protocols.
  - (d) Keep good records for funding reimbursement.
- (11) Plan for all means of communications and purchasing additional communication devices or services, like:
- (a) Telephone (e.g., satellite, cellular, or landline).
  - (b) Radio (e.g., military, maritime, and civilian in all bandwidths).
  - (c) NIPRNET.
  - (d) SIPRNET. Ensure that LNOs deploy with SIPRNET tokens.
  - (e) Video and video teleconference equipment.
  - (f) Satellite-based commercial Internet systems.
- (12) In the event of a CBRN incident, electromagnetic pulse effects, and natural disasters, plan for disruption of the information and communications infrastructure within the impacted area.
- b. Phase 2 (Response) (Includes Phases 2a and 2b) Considerations.
- (1) Issue a communications plan.
  - (2) In coordination with the operations staff, develop a written information management plan, including all levels and capabilities of communications (i.e., primary, alternate, contingency, and emergency).
  - (3) Establish the communications architecture (e.g., Internet, telephone landline, and cellular phone networks).
  - (4) Establish and maintain communications with JFHQ, DCO, DCE, JFC, and IC/FCO. When providing radio equipment, units must include properly controlled cryptographic item practices in their planning.
  - (5) Publish military phone books and acquire important civilian points of contact listings. Avoid publishing Defense Switched Network (DSN) numbers.
  - (6) Deploy a communications representative with the advance party.
  - (7) Determine the initial communications package and its expansion options.
  - (8) Maintain awareness of power supply requirements.
- c. Phase 2 (Response) (Includes Phases 2b and 2c) Considerations.
- (1) Establish TOC and area communications operations center architecture.
  - (2) Conduct synchronization meetings among all primary entities.

- (3) Monitor the status of satellite and cellular phones and cable Internet.
- (4) If necessary, provide communications equipment (e.g., cellular phones, radios, and base sets) to civilian authorities.
- (5) Identify the power requirements for the equipment. Provide power generation equipment, parts, and fuel for essential communication equipment.
- d. Phase 3 (Recovery and Transition) Considerations.
  - (1) Ensure accountability for all communications equipment.
  - (2) Prepare an AAR and document lessons learned.

## **10. Civil Authority Information Support**

- a. During DSCA operations, psychological operations (forces) (PSYOP) can be employed to conduct civil authority information support element (CAISE) activities to provide public information and disaster relief messaging to affected populations. CAISE activities are executed only under the direction and authority of a designated lead federal agency or civil authority. When executing CAISE operations, PSYOP are restricted by policy and SecDef guidance to only broadcasting and disseminating public information provided by the lead federal agency. The lead federal agency PIO, incident PIO, or the JIC (as part of the ESF-15, *Standard Operating Procedures*, office) will coordinate and disseminate message content. When authorized, PSYOP use their media development, production, and dissemination capabilities to create and deliver lead-federal-agency-approved messages.
- b. Phase 1 (Pre-Incident) Considerations.
  - (1) Establish SA by reviewing all pertinent documents for CAISE guidance (e.g., deployment order, contingency plan, National Response Framework JIC Model, ESF-15 Public Information Plan and EXORD).
  - (2) Monitor news reporting to maintain SA of environmental conditions and the status of the affected population.
  - (3) Identify potential gaps in information dissemination capabilities, in the affected area, to anticipate support requests.
  - (4) Identify equipment and personnel requirements to support the CAISE mission.
  - (5) Deploy a CAISE planner in advance of CAISE assets to help civil authorities understand and, effectively, use CAISE capabilities.
  - (6) Refer to CJCSI 3110.05F, *Military Information Support Operations Supplement to the Joint Strategic Capabilities Plan*; JP 3-13.2, *Military Information Support Operations*; and field manual (FM) 3-53, *Military Information Support Operations*, for further guidance.
- c. Phase 2 (Response) (Includes Phases 2a and 2b) Considerations.
  - (1) Establish contact with the JIC and ESF-15 external affairs officer or PIO.

- (2) Brief CAISE capabilities, at the earliest opportunity, to ESF-15 external affairs officer to increase understanding of CAISE capabilities.
- (3) Brief CAISE capabilities to and advise the task force commander on how best to employ CAISE capabilities to support civil authorities.
- (4) Identify the information themes to stress, such as public health and security considerations. Any themes not approved and promulgated by civil authorities will not be used or disseminated by CAISE for DSCA operations.
- d. Phase 2 (Response) (Includes Phases 2b and 2c) Considerations.
  - (1) Coordinate with other military media teams (e.g., combat camera and public affairs) for video and still imagery support.
  - (2) Refer media queries concerning CAISE mission and capabilities to the appropriate PIO.
  - (3) Establish a civil authority approval process for information products prior to dissemination.
- e. Phase 3 (Recovery and Transition) Considerations.
  - (1) Establish a continuity file for relief by the follow-on CAISE.
  - (2) Develop a historical record of approved information products (e.g., print, visual, and audiovisual) developed and disseminated during the incident.
  - (3) Prepare an AAR and document lessons learned.

## **11. PAO and PIO**

- a. It is the responsibility of local and state officials to provide information and directions to the public (e.g., evacuation procedures). Each state determines who has the authority to provide directions to the public (i.e., the sheriff, mayor, or judge).

---

Note: DOD agencies may assist the authorities with disseminating properly attributed information (e.g., “The mayor has directed a mandatory evacuation for the city.”).

---

- b. General information to the public about the event will come from the incident PAO, press, PIO, or the JIC. Supporting agencies may assist in disseminating this information, but are limited to providing specific information only about actions of their agency. For DOD, this means limiting public affairs activities to supporting the primary agency or focusing on the actions of DOD to support the incident. DOD public affairs activities will not place DOD in the forefront. DOD is a partner and participant in the incident response.
- c. The PAO is responsible for ensuring military personnel are properly prepared to speak to the media, when authorized. Encourage PAOs to complete online training related to ESF-15 at the FEMA website.
- d. Phase 1 (Pre-Incident) Considerations.
  - (1) Develop a communication strategy for the commander, aligned with higher headquarters and FEMA guidance, including talking points, questions and answers, themes and messages, and training for supporting military personnel.

- (2) Establish contact with the JFC, JFHQ PAO, component PAO, or CCMD PAO for public affairs guidance.
- (3) Coordinate with the state and FEMA press information officers to obtain a consistent message and talking points.
- (4) Monitor news and social media outlets.
- (5) Provide military units current public affairs guidance and talking points and media and public engagement training prior to entry into the affected area. If public affairs guidance does not exist, draft proposed guidance and submit it to higher headquarters.
- (6) Develop media smart cards on public affairs guidance for all military personnel.

---

Note: Remember, for the press, nothing is off the record; and the camera is always rolling. It is important to stress to Service members how a single Soldier, Sailor, Airman, or Marine can make a positive or negative strategic impact.

---

- (7) Develop plans for organization and equipment necessary for a public affairs team.
- e. Phase 2 (Response) (Includes Phases 2a and 2b) Considerations.
    - (1) Establish contact with the appropriate ESF-15 office, external affairs officer, primary agency PAO or PIO, and NG PAO.
    - (2) Designate one or two representatives to the JIC.
    - (3) Brief deploying personnel on media and public engagement policies. Media train deploying personnel and distribute media smart cards.
    - (4) Issue guidance on personal photography, blogs, and e-mails.
    - (5) Select and train media escorts.
  - f. Phase 2 (Response) (Includes Phases 2b and 2c) Considerations.
    - (1) Brief task force and unit commanders on their roles, responsibilities, and authorities concerning public information requests.
    - (2) Prepare the commander and other key staff members for media interviews.
    - (3) Prepare media releases.
    - (4) Refer media queries, outside the scope of release authority, to appropriate agencies or higher headquarters.
    - (5) Provide video and still imagery of military support to higher headquarters in a timely manner.
    - (6) If experienced and trained camera crews are available (e.g., combat camera teams) consider requesting them to provide imagery support to the PAO.
  - g. Phase 3 (Recovery and Transition) Considerations.

- (1) Implement a public affairs strategy for departure of military forces, placing civil responders in the forefront.
- (2) Develop a historical record of media resources (e.g., video, photo, and transcripts) gathered during the incident.
- (3) Prepare an AAR and document lessons learned.

## 12. SJA

- a. The laws and regulations regarding operations on US soil differ from those for combat operations. Commanders and all DOD personnel involved need to be aware of these differences. It is essential the SJA educate the commander and staff about the legal uniqueness of DSCA operations. SJAs will work with commanders to handle all legal issues.
- b. Phase 1 (Pre-incident) Considerations.
  - (1) Review all documents (e.g., deployment order, EXORD, and RFA).
  - (2) References may include:
    - (a) DODD 3025.18.
    - (b) DODI 3025.21.
    - (c) DODI 3003.1, *DOD Support to Civil Search and Rescue (SAR)*.
    - (d) Secretary of Defense Policy Memorandum, *Guidance for the Domestic Use of Unmanned Aircraft Systems in U.S. National Airspace*.
    - (e) *National Search and Rescue Plan of the United States*.
    - (f) DODD 5240.01.
    - (g) DOD 5240.1-R.
    - (h) DODD 3000.03E, *DOD Executive Agent for Non-Lethal Weapons (NLW), and NLW Policy*.
    - (i) DODD 5210.56, *Arming and the Use of Force*.
  - (3) Have copies of the SRUF in CJCSI 3121.01B available for the commander to review. Brief personnel and issue an SRUF card prior to deployment from the home station.
  - (4) The SJA should have a copy of DODD 5200.27, *Acquisition of Information Concerning Persons and Organizations not Affiliated with the Department of Defense*, available. The SJA should understand the restrictions on acquiring information about non-DOD affiliated persons. Additionally, the SJA should understand the limitations of the intelligence community's ability to collect information concerning US persons under DOD 5240.1-R.
  - (5) NG personnel working in Title 32 or SAD status follow state RUF. SJAs should brief the differences between the state and military RUFs.
  - (6) Review funding, demobilization, and entrance and exit strategies, according to component and duty status.

- c. Phase 2 (Response) (Includes Phases 2a and 2b) Considerations.
  - (1) Contact the state SJA at the JFHQ to coordinate legal aspects of the deployment.
  - (2) Maintain SA of mission execution and ensure unit activities comply with the law.
  - (3) Prepare to deploy required personnel with the advance party.
  - (4) Ensure all military personnel know their legal authorities (Title 10, Title 32, or SAD) and limitations.
  - (5) Provide status reports to higher headquarters including:
    - (a) Criminal incidents.
    - (b) Disciplinary, administrative, and prosecutorial actions.
    - (c) Claims against the US Government.
    - (d) Number of personnel receiving legal assistance.
- d. Phase 2 (Response) (Includes Phases 2b and 2c) Considerations
  - (1) Verify proposed mission assignments are permissible, approved, and executed according to applicable references and restrictions.
  - (2) Ensure personnel involved in military support to CLEA comply with the guidance and limitations found in the PCA, SRUF, and intelligence oversight rules and restrictions. Assist personnel in preparing PUMs.
- e. Phase 3 (Recovery and Transition) Considerations.
  - (1) Complete all legal actions before redeployment.
  - (2) If possible, close all civil and military actions prior to redeployment.
  - (3) Prepare an AAR and document lessons learned.

### **13. Religious Support**

- a. Military religious ministry personnel provide religious support as part of a religious support team (RST). Primarily, the RST deploys to provide religious support to authorized DOD personnel, including military members, their families, and authorized DOD civilians (assigned and contracted).
- b. Currently, DOD interpretation of the Establishment Clause of the Constitution and DOD legal guidance prohibit chaplains from providing religious support to the general civilian population. However, large-scale disasters may overwhelm local and state capabilities. In these situations RSTs may serve as liaisons to NGOs and faith-based organizations when authorized by the DCO, DSC, IC, SCO, or FCO.
- c. RSTs may provide incidental support to persons not affiliated with the Armed Forces during the execution of an authorized mission when all the following criteria are met:

- (1) An individual requests support in an emergency situation where the need is immediate, unusual, and unplanned.
  - (2) The need is short in duration and prone to rapid deterioration requiring immediate care (e.g., providing Last Rites).
  - (3) The clergy unaffiliated with the Armed Forces are incapable of providing support.
  - (4) Time, distance, and the state of communications may require on-the-spot determination by the DCO, DSC, IC, SCO, or FCO with input from the chaplain.
  - (5) The support is incidental, incurring no incremental monetary cost and does not detract from the primary role of the RST.
- d. Phase 1 (Pre-Incident) Considerations.
    - (1) Deploy liturgical supplies.
    - (2) Coordinate requests for a chaplain with a medical officer, civilian care providers, NGOs, and other civilian agencies.
    - (3) Identify Service and civilian chaplains and clergy requirements.
  - e. Phase 2 (Response) (Includes Phases 2a and 2b) Considerations.
    - (1) Identify, mobilize, and deploy religious support personnel.
    - (2) Maintain SA of, and report, stress levels of assigned DOD personnel, first responders, and affected civilians.
    - (3) Act to provide care and mitigate stress.
  - f. Phase 2 (Response) (Includes Phases 2b and 2c) Considerations.
    - (1) Conduct crisis intervention or critical incident stress management training coordinated with healthcare providers.
    - (2) Coordinate with staff agencies to ensure subordinate chaplains and enlisted religious support personnel receive support and professional guidance.
    - (3) Provide religious support to authorized DOD personnel and focus on mitigating the impact of traumatic events.
  - g. Phase 3 (Recovery and Transition) Considerations.
    - (1) Prepare for conducting critical event debriefings or other critical incident stress management requirements.
    - (2) Advise the command on the community's capabilities to resume normal functions without military support.
    - (3) Prepare an AAR and document lessons learned.

#### **14. Medical Officer, Surgeon, and Medical Teams**

- a. Phase 1 (Pre-Incident) Considerations.



- (1) Augment federal, state, territory, tribal, or local medical assets to save lives and minimize human suffering. Military medical forces remain under C2 of US military commanders but support the Department of Health and Human Services.
- (2) Prepare to use military and civilian resources, process military and civilian casualties, and complete proper documentation.
- (3) When a JTF is activated, designate a command surgeon from one of the component Services who reports directly to the JFC or joint force land component commander. The command surgeon will assess the health service support and force health protection requirements and capabilities.

---

Note: Refer to JP 4-02, *Joint Health Services*, for a description of the JTF surgeon's responsibilities.

---

- (4) Due to the numerous categories of patients requiring treatment, medical providers should understand medical eligibility guidelines to ensure patients have proper access to care. The medical eligibility for care criteria defines when a military medical provider may treat civilian patients and when civilian providers may treat military personnel. A determination of eligibility is made at the highest level possible with SJA support.

---

Note: Title 32 USC forces differ from Title 10 with regard to medical paperwork, records, and tracking.

---

- (5) The Federal Tort Claims Act of 1946 and the Medical Malpractice Immunity Act of 1976 (Public Law 94-464) provide protection for DOD health care providers. Claimants must seek compensation from the US Government. Health care providers are immune to liability for care given while acting within the scope of their medical duties, including incidents occurring off-post while treating civilian victims during a declared national emergency or disaster.
- (6) An EMAC between states or territories covers tort liability and immunity for NG medical personnel.
- (7) Disasters produce strong emotional and physical responses from victims and rescuers. Behavioral health personnel play a vital role in advising leaders on preventive measures and addressing operational stress reactions and other behavioral health issues. Examples of basic preventive measures include:
  - (a) Providing an environment to field concerns and allow victims to decompress.
  - (b) Keeping families together.
  - (c) Providing frequent, clear, and updated information to victims.
  - (d) Helping maintain connections with friends and family.
  - (e) Maintaining awareness of others' stress levels.
  - (f) Insisting on proper sleep, nutrition, and exercise among responders.



(8) Examine and understand potential environmental health risks to DOD personnel.

(9) Health risks will arise due to:

- (a) Lack of waste disposal.
- (b) Contaminated food and water.
- (c) Inadequate hygiene.
- (d) Exposure to heat, cold, or water.

(10) Plan and advise the commander on proper protective measures to prevent exposure to airborne particulates and dust created by burning or collapsed debris. The debris in a collapsed building may include asbestos and lead paint. Airborne particulates may pose a significant health risk to DOD personnel supporting recovery and reconstruction efforts.

(11) Emphasize comprehensive medical, occupational, and environmental health surveillance activities; preventive medicine measures; and field hygiene. To minimize exposure to occupational and environmental health hazards, military personnel should:

- (a) Inspect facilities prior to entry.
- (b) Identify, report, and avoid ruptured natural gas lines.
- (c) Test and ventilate spaces exposed to carbon monoxide producing devices.
- (d) Use appropriate IPE and PPE (e.g., face masks) to avoid inhaling airborne debris.
- (e) Dispose of waste properly.
- (f) Consume food, water, and ice from approved sources.
- (g) Provide proper hand-washing facilities near all latrines and dining facilities and enforce their use.
- (h) Avoid animal contact.
- (i) Report all animal bites and scratches to medical personnel.
- (j) Avoid skin contact with contaminated soil and surface water (e.g., rivers, lakes, irrigated fields, or puddles).
- (k) Take tuberculin skin tests before and after deployment.
- (l) Maintain at least 72 square feet per person in sleeping quarters and sleep head-to-toe.
- (m) Use insect repellent containing Diethyl-meta-toluamide (DEET) on all exposed skin.
- (n) Use bed nets in field conditions.
- (o) Take malaria prevention medicine, as directed.

---

Note: Malaria and dengue are serious diseases spread by bites from infected mosquitoes. For up to one year following exposure, personnel who become ill with a fever and shaking chills should seek immediate medical attention.

---

- (12) Validate credentials.
  - (13) Provide a medical doctor, nurse practitioner, physician's assistant, nurse corps officer, and one medic for deployment with the advance party.
  - (14) Plan and conduct the medical portion of personnel readiness processing, including necessary vaccinations.
  - (15) Ensure Reserve-component personnel activated for longer than 30 days complete DD Form 2795 (*Pre-Deployment Health Assessment*).
  - (16) Obtain pertinent information on medical facilities and capabilities.
  - (17) Establish evacuation and patient tracking policies.
  - (18) Ensure all military personnel deploy with a 90-day supply of individual medication.
  - (19) Prepare for the medical portion of RSOI.
  - (20) Conduct an assessment of operationally significant health threats and available medical support resources. Mitigate health threats prior to deployment.
  - (21) Prepare mass casualty plans.
  - (22) Prepare a medical annex for the OPORD.
  - (23) Obtain adequate resupply support from the supporting medical treatment facility or installation medical supply activity.
  - (24) Estimate medical logistics requirements and plan Class VIII (medical) resupply sets and preconfigured push-packages to support initial sustainment operations until replenishment by line-item requisition is established. During DSCA operations, US Army Medical Command is the designated theater lead agent for medical materiel (TLAMM) to USNORTHCOM. The CDRUSNORTHCOM may designate one of the Service components to serve as the single integrated medical logistics manager (SIMLM). The TLAMM and SIMLM work together to develop the medical logistics support plan, synchronizing medical requirements and Class VIII distribution to the JTF. Refer to JP 4-02 and ATP 4-02.1, *Army Medical Logistics*, for additional information.
  - (25) Prepare the force health protection plan.
- b. Phase 2 (Response) (Includes Phases 2a and 2b) Considerations.
- (1) Identify the commander's critical information requirements and provide updates.
  - (2) Coordinate with SAD, Title 10, and Title 32 medical units. NG medical response capabilities are in place and operational before Title 10 medical forces arrive.

(3) Post locations of the closest civilian and federal medical facilities based on input from the USNORTHCOM Joint Regional Medical Plans and Operations Officer.

---

Note: It is essential for Service personnel to know the location of hospitals and medical care facilities to direct civilian casualties. Consider a triage or evacuation site to assist rescue personnel in determining where to deliver patients.

---

- (4) Visit military medical support facilities to verify resources and capabilities are in place, including those on the local MTF asset list.
- (5) Determine medical workload requirements based on the casualty estimate developed by the personnel staff officer.
- (6) Monitor medical personnel assignment, reassignment, and use.
- (7) Consider the task organization of medical elements.
- (8) Plan and implement medical support operations ensuring appropriate levels of care.
- (9) Prepare medical SITREPs as necessary.
- (10) Issue policies, protocols, and procedures concerning eligibility for care (i.e., medical, dental, and veterinary treatment).
- (11) Assess health threats of operational significance, available medical resources, and health threat mitigation plans.
- (12) Employ medical and environmental health prevention capabilities supporting casualty prevention and force protection.
- (13) Establish public health information and risk communications methods.
- (14) Educate medical support personnel to recognize, prevent, and treat probable diseases, injuries, and exposures.
- (15) Establish MTF and aid stations to provide medical support to Service members and individuals eligible for care (e.g., Titles 10 and 32, Federal Government Service personnel, DOD contractors, and other federal workers).
- (16) Coordinate patient evacuation with USTRANSCOM.
- (17) Coordinate patient reception, tracking, and management with National Disaster Medical System hospitals, Veterans Administration hospitals, and DOD MTFs. The Global Patient Movement Requirements Center coordinates with supporting resource providers to identify available assets and communicates transport-to-bed plans to the appropriate agency for plan execution.
- (18) Document medical encounters and health hazard exposures as part of patients' electronic or paper health record.
- (19) Coordinate reachback support and staff augmentation.
- (20) Determine a transition plan for disposition of civilian medical records with local MTFs.

- (21) Evaluate the need for veterinary personnel to assist in the evacuation, triage, medical treatment, and temporary sheltering of pets, companion animals, and livestock.
- (22) Coordinate with the Armed Services Blood Program Office and Department of Health and Human Services to provide available blood products.
- (23) Coordinate and monitor patient decontamination operations IAW ATP 4-02.7/MCRP 4-11.1F/NTTP 4-02.7/AFTTP 3-42.3, *Multi-service Tactics, Techniques, and Procedures (MTTP) for Health Service Support in a Chemical, Biological, Radiological, and Nuclear Environment*.
- c. Phase 2 (Response) (Includes Phases 2b and 2c) Considerations.
  - (1) Prepare regulations and reporting instructions supporting incident response efforts.
  - (2) Provide patient evacuation support for seriously ill or injured patients.
  - (3) Provide medical surveillance, laboratory diagnostics, and confirmatory testing support to Department of Health and Human Services.
  - (4) Provide available medical teams for casualty staging and clearing.
  - (5) Provide available DOD-reimbursable logistical support to public health and medical response operations for distribution to mass-care centers and medical-care locations.
  - (6) Protect public health by providing available veterinary and military medical personnel to assist with food, water, and waste disposal.
  - (7) Coordinate with mortuary affairs personnel for disposition of human remains.
  - (8) Prepare to assist NGOs in organizing blood drives. Be familiar with local and statewide guidance and the American Red Cross (ARC) blood collection policy. Coordinate blood collection with the DOD Armed Services Blood Program Office.
- d. Phase 3 (Recovery and Transition) Considerations.
  - (1) Coordinate with local MTFs to transition civilian medical records.
  - (2) Transfer logistical and personnel support information to the civilian MTF.
  - (3) Assist with line-of-duty determinations.
  - (4) Provide follow-up care for injured personnel.
  - (5) Conduct post-deployment health evaluations and re-assessments.
  - (6) Prepare an AAR and document lessons learned.

## **15. Aviation**

- a. Phase 1 (Pre-incident) Considerations.
  - (1) Ensure air assets are available based upon the civilian emergency management schedule.

- (2) Contact and coordinate with the Civil Air Patrol (CAP). The CAP, also known as the Air Force Auxiliary, can be employed in lieu of, or as a supplement to, active and reserve aviation forces supporting DSCA. The CAP provides aircraft to assist with searches, visual observations, photography, and light transportation. US Air Force Numbered Air Forces (NAF), IAW the DSCA EXORD, coordinate with the CAP National Operations Center for CAP participation in DSCA.
  - (3) Provide validated, strategic lift capabilities (e.g., mass casualty evacuation, personnel transportation, or cargo transport). All Services are capable of providing tactical, rotary-wing lift support.
  - (4) Identify the airspace control authority (ACA), area air defense commander (AADC), and collection operations management. These duties are assigned to the Commander, 1st Air Force, who functions as USNORTHCOM's Air Force Service Component Commander and the theater Joint Force Air Component Commander (JFACC), or Commander, Pacific Air Forces. This person is USINDOPACOM's Commander, Air Force Forces (COMAFFOR), and theater JFACC, and the ACA, AADC, and collection operations management authority.
  - (5) Establish one or more joint air component coordination element (JACCE) to coordinate air operations with the supported headquarters. When established, the JACCE acts as the JFACC's primary representative to the commanders and facilitates interaction among the associated staffs. Additionally, an aviation C2 cell composed of staff planners from an attached aviation capability may provide support. Plan to task, coordinate, and vet aerial transport, patient evacuation, and SAR through an air tasking order.
  - (6) In the absence of positive Federal Aviation Administration airspace control, provide procedural airspace management and coordination procedures of military and civilian aircraft. Coordinate with the JACCE and other aviation units for aviation-specific planning factors, frequency issues, landing zones (LZs), pickup zones (PZs), helipads, heliports, airfields, and airports.
- b. Phase 2 (Response) (Includes Phases 2a and 2b) Considerations.
- (1) Report all aircraft availability and landing site locations to higher headquarters.
  - (2) Determine POL requirements and locations, maintenance capabilities, and spare parts supply chains.
  - (3) Pre-position aircraft because directed MAF movements, force movements, and EMACs may be in play competing for priority 1 requirements. This will necessitate activation of the Joint Requirements Prioritization Board between state, federal, NGO, and DOD stakeholders.
  - (4) Evaluate air-to-ground, military-to-civilian communication capabilities, limitations, and plans.
  - (5) Provide an LNO to the JFO and JFHQ.
  - (6) Plan for and provide control and security of LZs and PZs.

- (7) Provide adequate identification of the LZ and PZ to include lights, obscurants, or panels.
- (8) Submit requests for special items not organic to the unit (i.e., slings, clevis type attachment devices, nets, packing and crating materials, medical assistance equipment, and litters).
- (9) Review crew rest policies.
- (10) Track all funding requirements for spare parts, fuel consumption, and hours flown, including training and deployment hours.
- c. Phase 3 (Recovery and Transition) Considerations.
  - (1) Report spare parts, fuel consumption, and hours flown to higher headquarters.
  - (2) Prepare an AAR and document lessons learned.

## **16. EOD**

- a. DOD EOD provides DSCA, under IRA, to assist local, state, and federal authorities in saving lives and preventing damage to critical infrastructure and key resources. EOD assists in mitigating, rendering safe, and disposing suspected or detected unexploded ordnance, damaged or deteriorated explosives, explosive ordnance or munitions, or an improvised explosive device. Additionally, EOD aid manages other potentially explosive material or harmful military munitions creating an imminent threat to public safety. EOD can provide assistance through mutual aid agreements.
- b. An immediate response shall end when the necessity giving rise to the response is no longer present or when the initiating DOD official or a higher authority directs an end to the response. Should the response exceed 72 hours (e.g., a sustained bombing campaign response), appropriate authorities should submit an official RFA. The initial EOD response may evolve into a larger and more complex event after assessing the situation. EOD teams responding under IRA are self-sufficient for short periods of time. Long-duration operations may increase support and logistics requirements from the incident command.
- c. US Navy EOD has specific requirements when conducting underwater operations and is the only Service EOD that performs underwater render-safe procedures and EOD dive operations. In addition to any potential HAZMAT requirements associated with diving equipment and gases, dive operations have unique logistics, personnel, and mobility support requirements. Establish contact as soon as possible to ascertain specific EOD requirements.
- d. Phase 1 (Pre-incident) Considerations.
  - (1) Review applicable EOD mutual aid agreements with local or state law enforcement.
  - (2) Review DOD policy and guidance for explosives safety and physical security of arms, ammunition, explosives, classified materials, and communications equipment.



(3) Review Department of Defense Manual (DODM) 4715.26, *DOD Military Munitions Rule (MR) Implementation Procedures*.

(4) Coordinate for transportation.

(5) Provide secure storage and workspaces for:

(a) EOD explosives, explosive tools, and ammunition.

(b) Vehicles and equipment.

(c) Classified EOD equipment and tools.

(d) Classified EOD documents and materials.

(e) Secure communications equipment and materials.

(f) SIPRNET and NIPRNET connectivity.

(6) Prepare EOD liaisons to interface with appropriate levels of the incident command and CLEAs. DOD EOD supports ESF-13, *Public Safety and Security Annex*, and public safety and security functions through the Federal Bureau of Investigation (FBI) Bomb Management Center (BMC). The FBI uses the BMC to coordinate all bomb squad and EOD operations supporting the senior federal law enforcement official.

(7) Coordinate collocation with civilian law enforcement or public safety bomb squad entities.

e. Phase 2 (Response) Considerations.

(1) Identify and report impacts for federal, state, and local law enforcement and first responders already waiting onscene and holding a secure, safe evacuation perimeter.

(2) Identify and report impacts on the local populace, communities, and governments.

(3) Resolve the incident as quickly as possible, allowing the incident command to return the affected area to normalcy.

(4) Identify and report environmental and explosive safety concerns.

(5) Coordinate mobility requirements (e.g., land, air, or water).

(6) Coordinate security requirements (e.g., personnel and classified materials).

f. For further information, see JP 3-28 and DODD 6055.09E, *Explosives Safety Management (ESM)*.

## **17. Military Working Dogs (MWDs)**

a. Phase 1 (Pre-Incident) Considerations.

(1) Coordinate transportation. MWD response time depends upon the availability of transportation for the MWD team and sustainment equipment (approximately 500 pounds).

(2) Identify veterinary and kennel support. MWDs are kenneled in civilian facilities.

(3) Ensure the MWD team training and certification is validated.

b. Phase 2 (Response) Considerations.

(1) For missions exceeding five days, make provisions for an additional canine basic load and required prescription medications.

(2) RFA should clearly request an effect to be achieved by MWD teams (i.e., SAR). Not all teams possess the same capabilities and PCA constraints could limit using some assets (i.e., attack dogs).



## **Chapter IV**

### **DOMESTIC INCIDENTS AND SPECIAL EVENTS**

#### **1. Overview**

Military units tasked to support the civil authority during domestic disasters provide effective disaster response capabilities to limit loss of life, mitigate suffering, and curtail significant property damage. This chapter will address support for a range of activities in response to natural or manmade disasters, support to law enforcement, and other activities that leverage DOD resources.

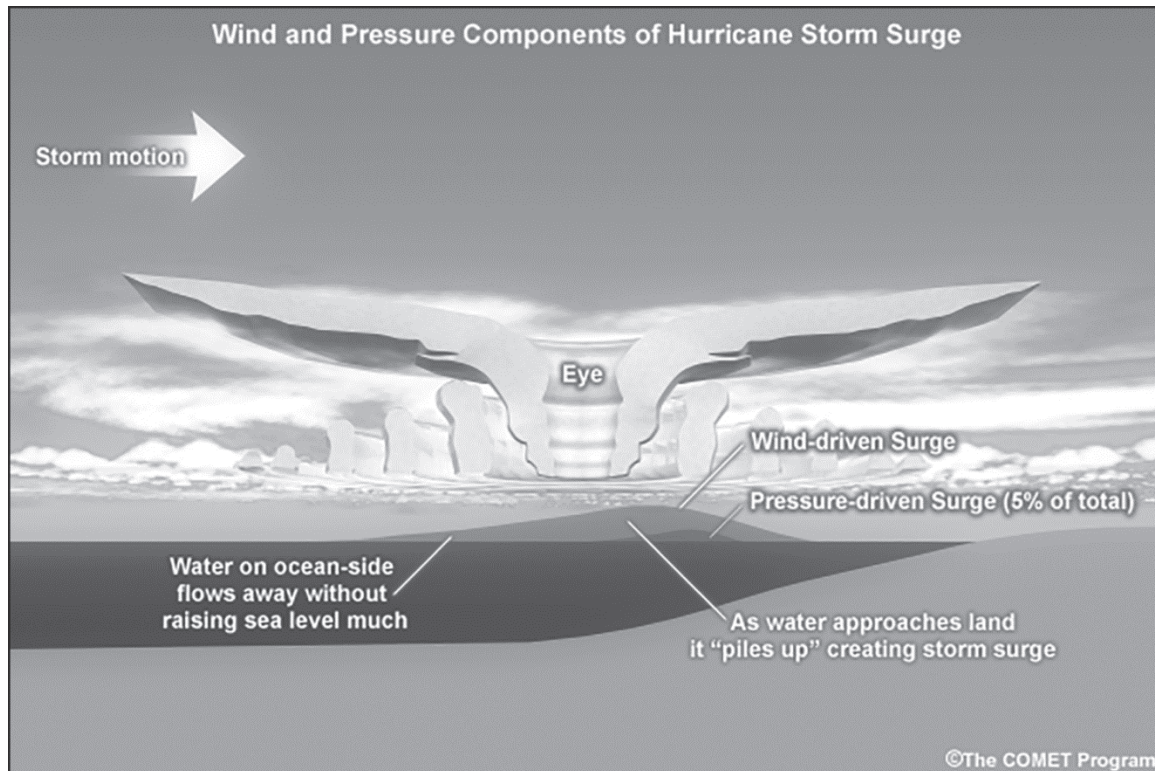
#### **2. Wildland Firefighting**

- a. A wildland fire is a nonstructure fire occurring in an area with little development, except for roads, railroads, power lines, and transportation facilities.
- b. Authorities governing wildland fire responses include: IRA, mutual aid agreements, presidential directives, and SecDef-approved RFA from a primary agency.
- c. The state will use all its assets and execute an MOU and EMAC with other states before requesting any federal military assistance.
- d. The following relate to the federal response.
  - (1) The NIFC is the nation's support center for wildland firefighting on behalf of the land management agencies comprising the National Multi-Agency Coordination group.
  - (2) DOD provides military resources (ground and air support) for wildland firefighting efforts. The Air Force Reserve Command and Air National Guard operate C-130 aircraft equipped with US Forest Service-owned modular airborne firefighting systems for aerial fire suppression, upon SecDef approved NIFC RFA.
  - (3) The NIFC may request DOD personnel to act as Type II ground firefighting hand crews when a wildland fire exceeds local, state, and NIFC capabilities. The NIFC will provide advisors that travel to and provide training and equipment for the supporting DOD elements and resources assigned to the ground firefighting mission IAW current National Fire Protection Association (NFPA) standards.
- e. For additional information, contact the military liaison officer at the National Interagency Coordination Center, located at NIFC, in Boise, Idaho, at (208)-387-5050.

#### **3. Wind Storms (Tropical Cyclones, Hurricanes, Typhoons, and Tornadoes)**

- a. The main hazards associated with hurricanes are storm surges, high winds, heavy rain, flooding, and tornadoes. The intensity of a hurricane, indicated by the Saffir-Simpson Hurricane Wind Scale, predicts its damage potential.
- b. A strong tornado can destroy buildings and create a damage path as much as a mile wide. Wind speeds can top 300 miles per hour.

c. Storm surge is an abnormal rise of water generated by a storm, over and above the predicted astronomical tides. Storm surge is produced by water being pushed toward the shore by the force of the winds moving cyclonically around the storm. The low pressure associated with intense storms has a minimal impact on storm surge in comparison to the water being forced toward the shore by the wind. See figure 8.



**Figure 8. Wind and Pressure Components of a Hurricane Storm Surge**

d. Hurricane winds damage structures and the barrage of debris they carry can be dangerous. Damaging winds begin well before the hurricane eye makes landfall.

e. Some secondary effects of wind and water destruction are electrical power outages, disruption of utilities, water supply contamination, dam failure, fires, and chemical spills. Flood waters may contain hazardous waste.

f. A major hurricane or tornado could cause residents to relocate and require shelter, food, and water. Implement evacuation plans in advance of hurricane landfall.

g. The IC may issue mission assignments to provide the following resources:

- (1) Debris clearance.
- (2) Transportation of first responders, evacuees and injured, medically fragile, or special-needs populations.
- (3) Health care providers.
- (4) Air assets for SAR and personnel transport and recovery.

- (5) Logistical support (e.g., bedding, food, water, generators, or medical supplies).
  - (6) Temporary shelter and staging base.
  - (7) Key infrastructure assessment by the U.S. Army Corps of Engineers (USACE).
  - (8) Heavy equipment and operators.
  - (9) Shoring and structural reinforcement.
  - (10) Fatality search and recovery teams supporting disaster mortuary operational response teams.
  - (11) Supporting law enforcement according to the PCA.
- h. Information Resources.
- (1) The current Department of Commerce, National Oceanic and Atmospheric Administration (NOAA), National Hurricane Operations Plan is found on the Office of the Federal Coordinator for Meteorological Services and Supporting Research website at [www.ofcm.gov](http://www.ofcm.gov).
  - (2) The FEMA website has general information on natural disasters, including hurricanes and tornadoes, their formation, resulting damage, and preparedness activities.
  - (3) The Centers for Disease Control and Prevention (CDC) website provides information on hurricanes and other natural disasters.
  - (4) The NOAA website provides information on weather forecasts and emergency weather alerts.
- i. National Hurricane Center (NHC) Products. NOAA's NHC issues tropical cyclone advisory products at least every 6 hours (at 5 am, 11 am, 5 pm, and 11 pm Eastern Daylight Time) or whenever a tropical cyclone (a tropical depression, tropical storm, or hurricane) or a subtropical storm has formed in the Atlantic or eastern North Pacific.
- (1) Outlooks. The Tropical Weather Outlook is a discussion of significant areas of disturbed weather and their potential for development during the next 5 days. The outlook includes a categorical forecast of the probability of tropical cyclone formation during the first 48 hours and during the entire 5-day forecast period. Find graphic versions of the 2-day and 5-day outlooks at [www.hurricanes.gov](http://www.hurricanes.gov) and [www.weather.gov/cphc](http://www.weather.gov/cphc).
  - (2) Advisory. The Tropical Cyclone Public Advisory contains a list of all current coastal watches and warnings associated with an ongoing or potential tropical cyclone, a post-tropical cyclone, or a subtropical cyclone. It also provides the cyclone position, maximum sustained winds, current motion, and a description of the hazards associated with the storm.

(3) Watches.

(a) Tropical Storm Watch. Tropical storm conditions (sustained winds of 39 to 73 miles per hour (mph)) are possible within the specified area within 48 hours.

(b) Hurricane Watch. Hurricane conditions (sustained winds of 74 mph or greater) are possible within the area. The NHC issues hurricane watches 48 hours before it anticipates tropical storm-force winds because it may not be safe to prepare for a hurricane once winds reach tropical storm force.

(c) Storm Surge Watch. There is a possibility of life-threatening inundation from rising water moving inland from the shoreline somewhere within the specified area, generally within 48 hours.

(4) Warnings.

(a) Tropical Storm Warning. Tropical storm conditions (sustained winds of 39 to 73 mph) are expected within the area within 36 hours.

(b) Hurricane Warning. Hurricane conditions (sustained winds of 74 mph or greater) are expected somewhere within the specified area. NHC issues a hurricane warning 36 hours in advance of tropical storm-force winds to allow for adequate preparations. All preparations should be complete. Evacuate immediately, if ordered.

(c) Storm Surge Warning. There is a danger of life-threatening inundation from rising water moving inland from the shoreline somewhere within the specified area within 36 hours. Individuals under a storm surge warning should check for evacuation orders from local officials.

#### **4. Earthquakes**

a. An earthquake is movement, sudden and along a geologic fault, resulting in release of accumulated strain within or along the edge of one or more of the earth's tectonic plates. Earthquakes have potential to cause massive damage and extensive casualties.

b. Aftershocks follow large earthquakes. Aftershocks can be quite large and cause weakened structures to collapse or suffer further damage.

c. A tsunami is a sea wave caused by an underwater earthquake, landslide, or volcanic eruption. Earthquake induced tsunamis advance onshore at great speeds, resulting in drowning deaths and severe damage to, or destruction of, inundated structures. See paragraph 5 in this chapter for additional information.

d. Secondary hazards of earthquakes include:

(1) Fires.

(2) Transportation infrastructure and utility impact.

(3) Water contamination and service disruption.

(4) Electrical power interruptions.

- (5) Gas leaks and service interruptions.
  - (6) Communications systems interruption and overload.
  - (7) Building collapse.
  - (8) Dam and reservoir failure.
  - (9) Hazardous materials spills.
- e. Regardless of preparation by the local government, a major earthquake will overwhelm its ability to respond. A supporting commander may receive requests for:
- (1) Transporting first responders, evacuees, displaced personnel, and injured, medically fragile, or special needs populations.
  - (2) Health care providers.
  - (3) Air assets for SAR, personnel transport and recovery, patient evacuation, logistics transport, aerial structural damage assessment, or mobile nuclear air sampling radioactive particulate collection.
  - (4) Logistical support (e.g., bedding, food, water, generators, and medical supplies).
  - (5) Temporary shelter and staging base.
  - (6) Key infrastructure assessment by the USACE.
  - (7) Heavy equipment and operators.
  - (8) Shoring and debris clearing.
  - (9) Fatality search and recovery personnel supporting disaster mortuary operational response teams.
- f. The following are earthquake mission considerations.
- (1) Do not allow untrained personnel to enter a collapsed structure without trained and certified personnel leading the effort. Failure to do so may lead to injury or death.
  - (2) Prepare to provide key infrastructure assessment support for bridge and overpass inspections, and replace critical infrastructure.
  - (3) Provide building inspection and USACE damage survey report assistance.
  - (4) Plan for limited treatment capabilities due to major structural damage to hospitals and shortages of medical transport vehicles, trained medical personnel, and medical and blood supplies.
- g. For more earthquake information on each state's emergency operations plan, refer to: <https://www.ready.gov/earthquakes>.

## **5. Floods**

- a. Floods are grouped into the following types: riverine flooding, urban drainage, ground failures, fluctuating lake levels, coastal flooding and erosion, surface runoff,

overbank flooding of rivers, flash flooding, dam and levee failure, and ice jam flooding.

b. All floods are unique. Some floods develop slowly. Flash floods develop quickly, sometimes in just a few minutes and without any visible signs of rain in the immediate area.

c. The following is flood terminology.

(1) A flood watch advises when high flow or overflow of water from a river is possible within a given time period. It can apply to heavy runoff or drainage of water into low-lying areas. These watches are issued for flooding expected to occur at least 6 hours after heavy rains end.

(2) A flood warning advises when flooding occurs or is imminent in the warning area.

(3) A flash flood watch advises when flash flooding is possible in, or close to, the watch area. Flood watches are issued for expected flooding within 6 hours after heavy rains end.

(4) A flash flood warning advises when a flash flood occurs or is imminent in the warning area resulting from torrential rains, dam failure, or ice jam.

(5) A coastal flood watch advises when the possibility exists for the inundation of land areas along the coast within the next 12 to 36 hours.

(6) A coastal flood warning advises when land areas along the coast expect to become, or have become, inundated by sea water above the typical tide action.

d. Effects of flooding on the civilian population may include displacement and casualties.

e. Flood missions may require military-specific skills and equipment, including:

(1) Assessing damage to roads, bridges, structures, and utilities.

(2) Supporting SAR operations with personnel and equipment.

(3) Conducting geospatial surveys for the extent of flood damage.

(4) Overlaying maps to depict damage, water levels, key facilities, and SAR activities.

(5) Opening roadways for emergency and medical traffic.

(6) Constructing temporary bridges.

(7) Clearing debris and mud.

(8) Restoring critical facilities, services, and utilities.

(9) Demolishing unsafe structures.

(10) Providing emergency power and restoring power to critical facilities.

(11) Providing expedient repair of critical distribution systems.

(12) Supporting law enforcement according to the PCA.



- (13) Supporting evacuation of seriously ill or injured patients to hospitals or medical care facilities.
  - (14) Moving animal carcasses for burning or burial.
  - (15) Assisting with transporting equipment, response personnel, and affected animals.
  - (16) Disposing diseased animals based upon US Department of Agriculture guidance.
  - (17) Cleaning and disinfecting vehicles, equipment, and facilities.
  - (18) Setting up temporary staging and storage areas.
  - (19) Constructing temporary shelters for disaster responders, civilians, and emergency services personnel.
  - (20) Constructing temporary sites for medical support, communications, electrical power generation, and logistical support operations.
- f. The following are flood hazards and safety considerations.
- (1) Flood waters pose an extreme electrocution hazard. Do not enter flooded areas without assessing the risk due to downed power lines and submerged electrical components. Additionally, water and electricity may combine to produce an elevated risk of structure fires.
  - (2) Floodwaters obscure ground conditions, causing loss of footing and falls.
  - (3) Unless authorities declare them safe, assume floodwaters are not safe.
    - (a) Before entering floodwaters, put on plastic or rubber gloves, boots, and other protective clothing.
    - (b) Double gloving with a waterproof glove under a heavy work glove is the best way to protect the hands from cuts, scrapes, and floodwater exposure. Use boots and rain gear to prevent lower body skin exposure.
    - (c) Avoid working alone and wear a USCG-approved life jacket or buoyant work vest when entering or working over or near flood waters.
  - (4) Use insect repellent.
  - (5) Do not handle displaced animals. Wild and domesticated animals will seek shelter in unusual places to avoid cold, wet, or windy weather. Contact animal control specialists for help.
  - (6) In the event of discovering deceased persons, leave the remains in place and notify a medical examiner or the chain of command.

## **6. Winter Storms**

- a. Snow, sleet, freezing rain, and ice are the elements that constitute hazardous winter storms.
- b. Related effects of winter storms include flooding, downed power lines, and disrupted services. Additionally, freezing conditions may cause broken or burst water



lines, burst or ruptured pipelines and tanks containing HAZMAT, debris from fallen trees and limbs, and restricted mobility.

c. The following are winter storm hazards and safety considerations.

(1) Carbon monoxide is an odorless, colorless gas causing sudden illness and death, if inhaled. During power outages, using wood and fossil fuels for heating can cause carbon monoxide to build up in a home, garage, or camper.

(a) One of the most dangerous wintertime sources of carbon monoxide is car exhaust fumes. If keeping the engine on to operate the heater, ensure the vehicle is in a well ventilated area.

(b) Signs of carbon monoxide poisoning include headache, mental confusion, and extreme tiredness. Move victims into fresh air and provide immediate medical attention.

(2) Snow or ice accumulation on utility poles, power lines, and trees can cause live electrical lines to fall. Once lines are down, wet snow can transfer electricity, creating a large danger area. Always assume power lines are live.

(3) Winter storms can lead to the collapse of buildings, trees, and utility poles. Moving debris can cause cuts, scrapes, bruises, and sprains, especially to the hands, back, knees, and shoulders.

(4) Winter storms can damage walkways, parking lots, roads, and buildings. Collapsing roofs are some of the biggest dangers. Leave at once if shifting or noise signals an imminent collapse.

d. Winter storms may require military support with specific skills and equipment, including:

(1) Transporting stranded civilians or essential personnel using military vehicles.

(2) Assessing damage to roads, bridges, structures, and utilities.

(3) Supporting SAR operations.

(4) Overlaying maps to depict damage, key facilities, or SAR activities.

(5) Removing snow and debris from roadways.

(6) Providing emergency power and restoring power to critical facilities.

(7) Supporting law enforcement according to the PCA.

(8) Supporting evacuation of seriously ill or injured patients to hospitals or medical care facilities.

(9) Distributing food, water, and medical supplies.

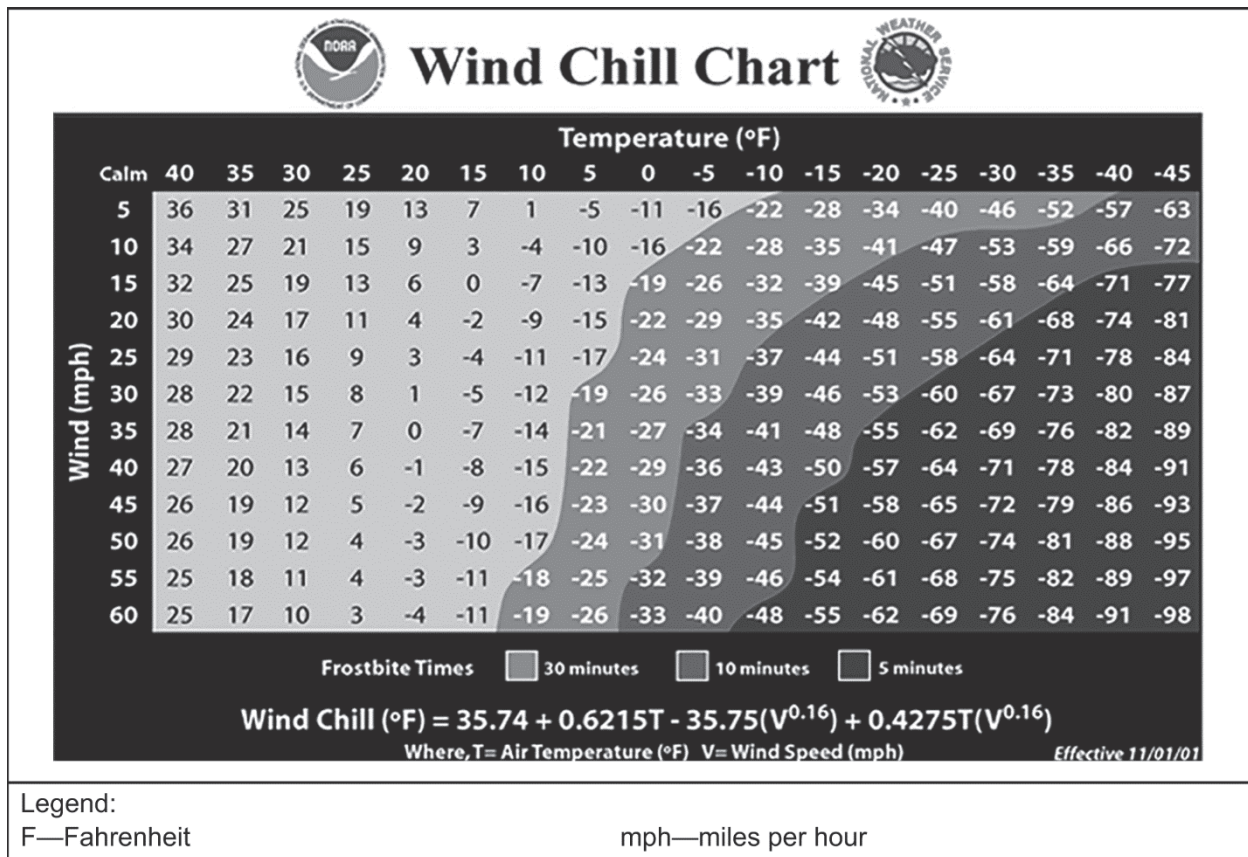
(10) Assisting in feeding snowbound livestock.

(11) Identifying civilians who need rescue or supplies. Pay particular attention to the elderly or people without power or heat. Transport people to relief areas.

(12) Assisting local officials in inspecting buildings for structural integrity, snow and ice mitigation, and completing damage survey reports.

- (13) Planning for a shortage of medical transport vehicles, trained medical personnel, and medical and blood supplies at medical treatment facilities.
- e. These are additional information sources.
- (1) FEMA winter storm website.
  - (2) CDC winter storm website.
  - (3) NOAA website.
  - (4) ARC website; search for “winter storms”.
- f. The following are National Weather Service (NWS) products. Winter weather-related warnings, watches, and advisories are issued by the local NWS office. Each office knows the local area and will issue these products based on local criteria.
- (1) Advisories.
- (a) Winter Weather Advisories. Issued when snow, blowing snow, ice, sleet, or a combination of these wintry elements is expected but conditions should not be hazardous enough to meet warning criteria. Be prepared for winter driving conditions and possible travel difficulties. Use caution when driving.
  - (b) Freezing Rain Advisories. Issued when light ice accumulation (freezing rain and freezing drizzle) is expected but will not reach warning criteria. Expect a glaze on roads resulting in hazardous travel. Slow down and use caution while driving because even trace amounts of ice on roads can be dangerous.
  - (c) Wind Chill Advisories. Issued when low wind chill temperatures are expected but will not reach local warning criteria. Extremely cold air and strong winds will combine to generate low wind chill readings. Guard against frostbite and hypothermia if venturing outdoors. See the NWS Wind Chill Chart.
  - (d) Lake Effect Snow Advisory. Issued for widespread or localized lake effect snowfall accumulation (and blowing snow) remaining below warning criteria. The local NWS expects lake effect snow showers and assumes travel will be difficult in some areas. Some localized snow bands will be intense enough to produce several inches in a few areas with sudden restrictions in visibility.
- (2) Watches.
- (a) Blizzard Watches. Issued when there is a potential for falling and blowing snow with strong winds and extremely poor visibilities. This can lead to whiteout conditions and make travel very dangerous.
  - (b) Winter Storm Watches. Issued when conditions are favorable for a significant winter storm event (heavy sleet, heavy snow, ice storm, heavy and blowing snow, or a combination of events).
  - (c) Wind Chill Watches. Issued when there is the potential for a combination of extremely cold air and strong winds to create dangerously low wind chill values. See Figure 9 on page 66, Wind Chill Chart.

(d) Lake Effect Snow Watches. Issued when conditions are favorable for a lake effect snow event. A potential exists for heavy accumulation of lake effect snow. Travel and commerce may be significantly affected.



**Figure 9. Wind Chill Chart**

(3) Warnings.

(a) Blizzard Warnings. Issued for frequent gusts greater than, or equal to, 35 mph accompanied by falling and blowing snow, frequently reducing visibility to less than 1/4 mile for three hours or more. A blizzard warning means severe winter weather conditions are expected or occurring. Falling and blowing snow with strong winds and poor visibilities are likely, leading to whiteout conditions, making travel extremely difficult. Do not travel. Those who must travel should possess a winter survival kit and, if stranded, should stay inside the vehicle and wait for help to arrive.

(b) Winter Storm Warnings. Issued for a significant winter weather event including snow, ice, sleet or blowing snow or a combination of these hazards. Travel will become difficult or impossible in some situations. Individuals should delay travel plans until conditions improve.

(c) Ice Storm Warnings. Issued for ice accumulation of around 1/4 inch or more. This amount of ice accumulation will make travel dangerous or impossible and likely lead to snapped power lines and falling tree branches. Travel is strongly discouraged.

(d) Wind Chill Warnings. Issued for a combination of very cold air and strong winds that will create dangerously low wind chill values. This level of wind chill will result in frostbite and lead to hypothermia if precautions are not taken. Avoid going outdoors and wear warm protective clothing when venturing outside. See figure 9.

(e) Lake Effect Snow Warnings. Issued when widespread or localized lake-induced snow squalls or heavy showers are expected to produce significant snowfall accumulation. Lake effect snow usually develops in narrow bands and impacts a limited area. These bands can produce very heavy snow with sudden restrictions in visibility. Driving conditions may become hazardous at times.

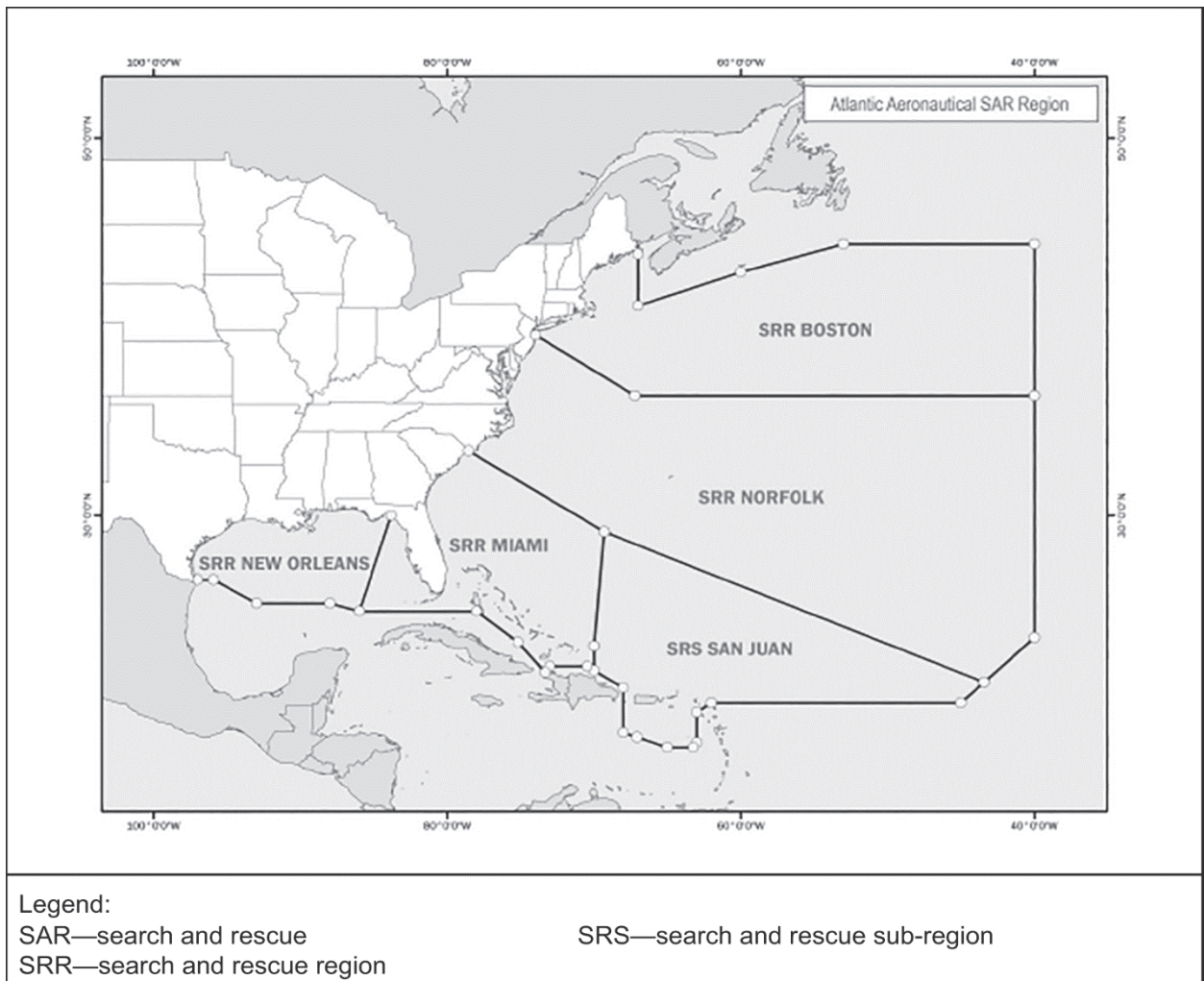
## **7. Civil SAR**

a. The International Convention on Maritime Search and Rescue (1979) requires the establishment of maritime Search and Rescue Regions (SRRs). Every SRR must have a rescue coordination center (RCC), an operations center responsible for promoting efficient organization of SAR services and for coordinating the conduct of SAR operations within a SRR. As required by the Convention on International Civil Aviation (1944), Annex 12 (Search and Rescue) and the US National Search and Rescue Plan (NSP) (2016), two DOD RCCs are established by the US Air Force, which provides funding, manpower, and personnel services to operate them as US aeronautical SRRs within the USNORTHCOM AOR.

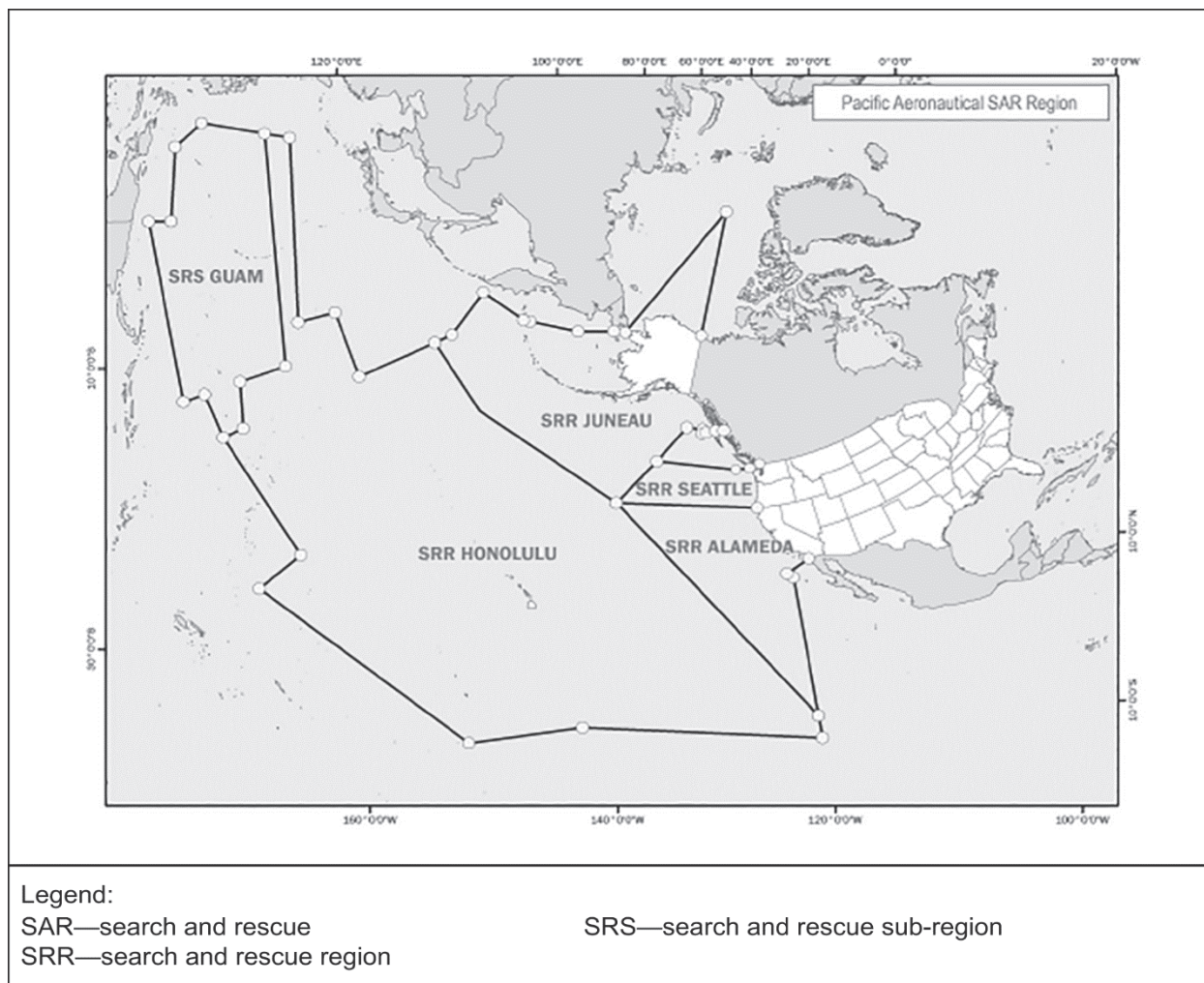
b. CDRUSNORTHCOM is the federal SAR Coordinator for Continental US and Alaska aeronautical SRRs. The Air Force Rescue Coordination Center (AFRCC), at Tyndall Air Force Base, Florida, covers the 48 contiguous states known as the “Langley SRR”. The Commander, Air Forces Northern is designated SAR Operations Coordinator for the Langley SRR and executes SAR coordinator authority through the AFRCC. The Alaska Rescue Coordination Center (AKRCC) at Joint Base Elmendorf-Richardson, Alaska, covers the inland areas of Alaska and is known as the “Elmendorf SRR”. The Commander, Alaska Command is designated SAR Operations Coordinator for the Elmendorf SRR executing SAR coordinator authority through the AKRCC.

c. Per the NSP, the USCG is the federal SAR coordinator for all other aeronautical and maritime SAR. This includes the state of Hawaii as well as waters over which the US had jurisdiction, such as navigable waters of the US. USCG SRRs are regional and each has a corresponding USCG district office, SAR coordinator and RCC. (See figures 10 on page 68 and 11 on page 69)





**Figure 10. Atlantic Ocean Aeronautical SRR**



**Figure 11. Pacific Ocean Aeronautical SRR**

d. Within the US, local, state, territorial, and tribal authorities are responsible for planning and conducting SAR activities within their land borders, thereby assuming the search and rescue mission coordinator (SMC) position. When other SAR authorities require assistance, they can contact federal RCCs for federal SAR support. The federal RCC may retain a SMC when it involves scheduled commercial, interstate, or DOD aviation or other mission of national significance. In the maritime domain, the USCG's federal RCC maintains SMC planning and conducting SAR activities for maritime and aeronautical SAR missions. It is DOD policy to support domestic civil authorities providing civil SAR to the fullest extent practicable on a noninterference basis with military duties. Specifically, the authorities in the NSP encourage DOD personnel to provide domestic SAR support. DOD is a signatory and participant in the NSP, which is the signed policy of eight federal agencies for the US for coordinating SAR services to meet domestic needs and international commitments. The NSP is always in effect and the responsibilities are never delegated or transferred.

(1) Approval authorities for SAR will depend on the asset used. At a minimum, DODI 3003.01, *DOD Support to Civil Search and Rescue (SAR)*; DODD 3025.18; and the DSCA EXORD apply. DODI 3003.01 designates USNORTHCOM and USINDOPACOM Commanders to serve as DOD leads in their AORs for matters pertaining to planning and operation of ESF-9, *Search and Rescue Annex*, consistent with the DHS' NRF state EMACs or local mutual aid documents or MOUs/agreements may be executed to obtain DOD SAR services. For example, AFRCC maintains, and continuously reviews, SAR MOUs/agreements with all 48 contiguous states for routine/mass rescue operation SAR responses.

(2) Civil SAR is defined in DODI 3003.01 as SAR operations in the air, on land, and on water to assist persons and protect life in a permissive environment. Civil SAR standards, terminology, and procedures will be used throughout DOD support of civil SAR planning and operations. Military forces supporting civil SAR should be aware that significant terminology and procedural differences exist between DOD and the civil SAR system. For example, "civil SAR" is NOT referred to by the acronym "CSAR" which specifically denotes "combat search and rescue". Civil SAR and CSAR are different activities bound by different policies, guidance, and laws. During a potential or actual distress situation requiring DOD civil SAR support, one of the following avenues may be used in requesting DOD SAR responses. The following three terms denote a SAR response based on the size/scale of the event and number of persons in actual, or potential, distress.

(a) Routine SAR is the term used to address day-to-day civil SAR operations and includes aeronautical SAR, beacon activations, and RFAs from local or state civil authorities to search for downed aircraft or civil SAR assistance in the vicinity of airports. Routine SAR examples are searches for lost hunters, rescue of a fallen mountain climber, or searches for lost boaters. The process is:

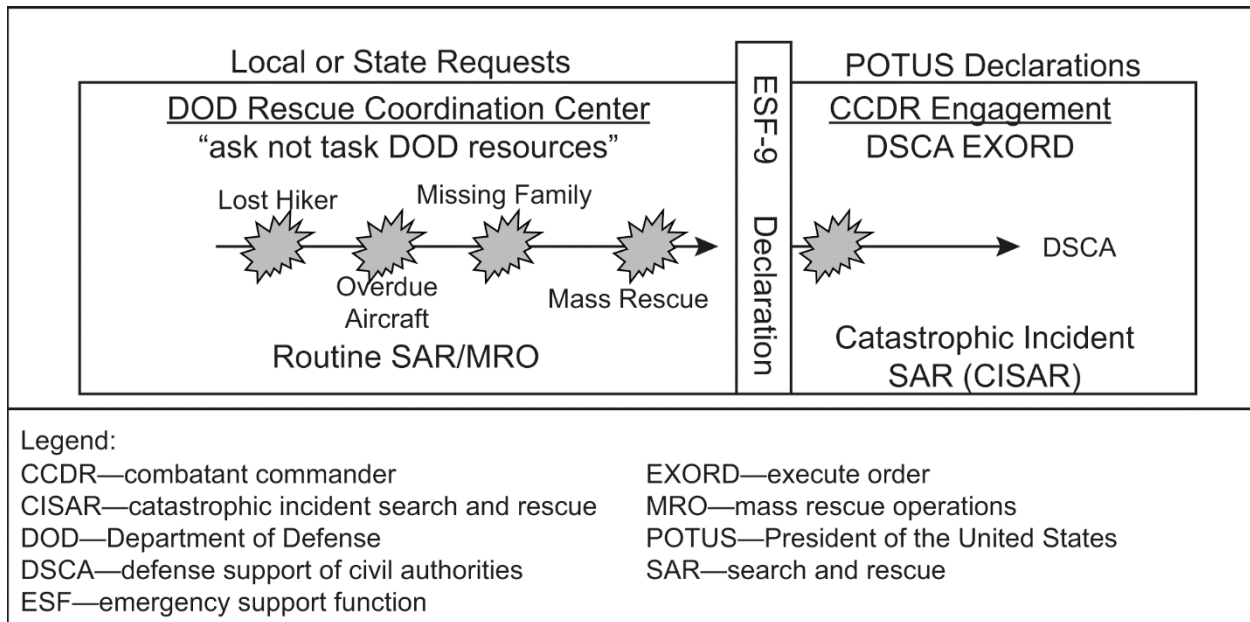
- A local/state civil authority may make a RFA to a DOD RCC for routine SAR support.
- A DOD RCC, either AFRCC or AKRCC, requests Service rescue units to provide the SAR assistance. Neither entity can task the unit.
- AFRCC and AKRCC do not approve SAR missions; they coordinate them.
- DOD forces will fund their own activities without allowing cost reimbursement to delay response to any person in danger or distress. Reporting and C2 are retained through service channels.

(b) Mass rescue operation (MRO) is the term to identify the need for DOD SAR services characterized by large numbers of persons in distress and resources and capabilities (i.e., local/state/federal) available to SAR authorities are either inadequate or unavailable. SAR coordination architecture remains in effect. MRO examples are when:



- Requests from local/state authorities to search for a lost family or group in the wood/mountains.
- A cruise ship is in distress, where the USCG requests additional DOD resources to effect MROs. The process is the same as for a routine SAR.

(c) Catastrophic incident search and rescue (CISAR) is used for operations carried out as part of a response to any natural or manmade incident, including terrorism. These result in extraordinary levels of mass casualties, damage, or disruption severely affecting the population, infrastructure, environment, economy, national morale, and government functions. Unlike Routine SAR/MROs, CISAR operations are characterized by an emergency or disaster declared by the POTUS and executed under the provisions of the NRF, including the ESF-9, *Search and Rescue Annex*. CISAR is considered a DSCA event in which funding and support fall under different rules than routine SAR/MRO. Figure 12 depicts the civil SAR umbrella:



**Figure 12. Civil SAR Umbrella**

e. USNORTHCOM is the DOD lead for CISAR support to federal ESF-9 and an ESF-9 primary agency supporting states, tribes, and US territories/insular areas within the USNORTHCOM AOR. USNORTHCOM has designated AFNORTH as the lead component for DOD CISAR support to ESF-9 in the 48 contiguous states, tribes and US territories. USNORTHCOM’s Alaska Command (ALCOM) is the lead command for DOD CISAR support to ESF-9 in the state and tribes of Alaska. CISAR support includes planning, provisioning of resources, and coordinating and tracking SAR services provided to incident commanders. AFNORTH and ALCOM are responsible to develop a scalable, flexible and responsive element of subject matter experts to coordinate all-domain DOD Title 10 CISAR actions with other ESF-9 primary agencies in support of the lead federal agency (LFA) and impacted states. This element is referred to as a search and rescue-operations coordination element

(SAR-OCE). The SAR-OCE is intended to be an all-domain CISAR coordination function with representation from all components, not a C2 node. For a no-notice disaster, it is likely a CISAR response will be initiated by a DOD RCC (AFRCC or AKRCC) and coordination responsibilities turned over to SAR-OCE when it becomes fully functional. RCCs will support SAR-OCE while maintaining their routine SAR/MRO" response, as appropriate.

(1) Due to the urgent nature of CISAR response, all legal authorities should be used to employ DOD SAR capability in an expeditious and coordinated manner. All DOD Title 10 employment authorities are executed at the request of, and in support of, an appropriate civil authority and include an approved ESF-9 mission assignment, federal SAR coordinator authority, and IRA. These authorities exist simultaneously and should be employed in coordination and mutual support. DOD service authority may be used to deploy SAR forces to an impacted region to posture for future employment. The SAR-OCE, RCC and Service components must actively coordinate with each other to gain SA of the forces and authorities in use during the initial CISAR response.

(2) The SAR-OCE will remain under the OPCON of AFNORTH but will operate in support of an overall lead joint functional component command, or be assigned TACON to a JTF, if established. The SAR-OCE is the DOD focal point for coordination with key SAR nodes at the FEMA region and state levels, identifying SAR resource needs, tracking operational activity, and coordinating with components on SAR asset resourcing and provisioning for employment. Service components will retain OPCON of their SAR forces but release TACON of them for employment (i.e., to a DSC) and report SAR activity to the SAR-OCE. The goal is to provide SAR capability, efficiently, in direct support of a civil IC who can employ that capability.

f. DOD resources are provided only when response or recovery requirements are beyond the capabilities of local, state, and federal civil authorities, or when they are requested by a federal agency with lead responsibility and approved by SecDef. An exception to this is IRA. (Refer to chapter II for additional information.)

## **8. CBRN Incidents**

a. A CBRN incident results from using CBRN weapons and devices, the emergence of hazards arising from friendly actions, or the release of toxic industrial materials or biological organisms and substances into the environment. CBRN threats and hazards include CBRN elements that could create adverse effects due to an accidental or deliberate hazard release and dissemination.

b. CBRN incidents may require military forces with specialized training to augment civilian resources, including:

(1) Providing forces capable of conducting a CBRN response.

(2) Conducting CBRN sample management (i.e., collect, package, transport, store, transfer, analyze, track, and dispose samples).

(3) Conducting CBRN-related monitoring and survey operations.

- (4) Detecting and identifying CBRN contamination.
- (5) Marking CBRN contaminated areas, equipment, supplies, and facilities with standard marking signs.
- (6) Conducting SAR.
- (7) Supporting mass casualty decontamination operations.
- (8) Providing medical triage to CBRN casualties.
- (9) Supporting and maintaining CBRN equipment.
- c. The following are CBRN hazards and safety considerations.
  - (1) Unstable Structures. A CBRN event can damage walkways, parking lots, roads, and buildings. Personnel should not work around any damaged structure until certified safe by an engineer.
  - (2) Downed Power Lines. Only trained electricians and utility workers should approach or handle electrical lines. All other response workers should avoid going near downed lines.
  - (3) Handling Contaminated Human Remains. Leave remains in place and notify a medical examiner or the chain of command.
  - (4) Limiting the Spread of Contamination or Contagion. CBRN passive defense is a combination of contamination control, mitigation, and decontamination.
- d. For more information on CBRN responder training, zone controls, and response operations, see JP 3-41, *Chemical, Biological, Radiological, and Nuclear Response*; DODD 3150.08, *DOD Response to Nuclear and Radiological Incidents*; and Army Tactical Publication 3-11.41; Marine Corps Reference Publication 3-37.2C; Navy Tactics, Techniques, and Procedures (TTP) 3-11.24; Air Force TTP 3-2.37; *Multi-Service Tactics, Techniques, and Procedures for Chemical, Biological, Radiological, and Nuclear Consequence Management Operations*.

## **9. National Special Security Events (NSSEs)**

- a. NSSEs represent the highest levels of events requiring short-duration military support. NSSEs include presidential inaugurations, major sporting events, presidential debates, state of the union addresses, national political conventions, and international gatherings (e.g., G-8 summit). Non-NSSEs or events of lesser significance are rated by the Special Events Working Group with a special events assessment rating. These events may require DOD support similar to NSSEs. Regardless of the event, the RFA process is used to request DOD assets and capacities to support a primary agency.
- b. Special event missions require military-specific capabilities, including:
  - (1) Security forces.
  - (2) Ground forces.
  - (3) Airlift support, airspace management, and air defense.

- (4) Maritime forces.
- (5) Chemical, biological, radiological, and nuclear response forces.
- (6) Route survey.
- (7) Logistics.
- (8) Transportation.
- (9) Very important person movement.
- (10) Emergency evacuation.
- (11) Staging areas and bases.
- (12) Assistance with temporary staging and storage areas.
- (13) Mass field feeding.
- (14) Power supplies.
- (15) Communications.
- (16) IAA support.
- (17) Medical support.
- (18) EOD support.
- (19) MWD support.
- (20) Counter-UAS support.

c. For additional information, refer to the USNORTHCOM concept plan (CONPLAN) 3500-14/USINDOPACOM CONPLAN 5001-13, *Defense Support of Civil Authorities (DSCA)*.

## **10. Cyberspace-Related Incident**

a. A cyberspace-related incident of national significance may take many forms, including an organized cyber-attack, an uncontrolled exploit (e.g., virus or worm), a natural disaster, or anything capable of causing extensive damage to critical infrastructure or key assets.

b. Large-scale cyber incidents may overwhelm government and private-sector resources by disrupting the Internet and taxing critical infrastructure information systems. Complications from disruptions of this magnitude may threaten lives, property, the economy, and national security. Rapid identification, information exchange, investigation, and coordinated response will mitigate the damage.

c. During DSCA operations, state and local networks operating in a disrupted or degraded environment may require DOD assistance. Services support the remediation, restoration, and protection of critical emergency telecommunication networks and infrastructure. Cyberspace technical assistance may be provided in response to a request from a lead federal agency.

d. For more information on cyberspace operations, see JP 3-12, *Cyberspace Operations*; USNORTHCOM CONPLAN 3500-14, DSCA; and Directive-Type

Memorandum (DTM) 17-007, *Interim Policy and Guidance for Defense Support to Cyber Incident Response*.

**This page intentionally left blank.**

# Appendix A

## UNMANNED AIRCRAFT SYSTEM (UAS) APPROVAL AUTHORITIES MATRIX

### 1. Approval Authorities and Guidance

Note: For brevity, this publication refers to specific laws or United States Code (USC) titles without USC.

Table 1 lists approval authorities and guidance for employing UASs for defense support of civil authorities missions. Detailed guidance for delegating the Secretary of Defense's approval authority for UAS domestic use is contained in Office of Secretary of Defense policy memorandum dated 18 August 2018.

Table 1. Domestic Use of UAS in United States National Airspace					
Domestic UAS Operations	UAS Groups	Approval Authority	Delegation	Applicable Guidance	Guidance Amplification
Counterintelligence (CI), Foreign Intelligence (FI), or Intelligence Related Activities	All	As determined by the head of the concerned DOD intelligence component	No	For CI/FI: EO 12333; DODD 5240.01; DODM 5240.1-R For Intelligence Related Activities: DODD 5148.13; DODD 5148.11	- Only defense intelligence components are authorized to conduct CI/FI. - Intelligence oversight rules apply.
Defense Support of Civil Authorities (DSCA), General	All	Secretary of Defense (SecDef)	No	DODD 3025.18, Standing DSCA EXORD	For search and rescue (SAR) and incident awareness and assessment (IAA), see separate entries in this table.
DSCA Support of Civilian Law Enforcement Agencies (LEAs)	All	SecDef	No	18 USC. § 1385; 10 USC. Ch. 15; DODD 3025.18; DODI 3025.21; DODI 5505.17	
DSCA (SAR Involving Distress or Potential Loss of Life, Including Support of United States (US) Coast Guard Maritime SAR)	All	Geographic combatant commander (GCC)	No	DODD 3025.18; DODI 3003.01; Standing DSCA EXORD; National SAR Plan	-GCCs may approve domestic use of DOD UASs on an Air Force Rescue Coordination Center/Alaska Rescue Coordination Center/Joint Rescue Coordination Center. -Pacific/USCG coordinated mission with a properly issued SAR mission number.
DSCA IAA	Groups 1, 2, and 3	GCC	No	DODD 3025.18; Standing DSCA EXORD	



<b>Table 1 Domestic Use of UAS in United States National Airspace (cont'd)</b>					
<b>Domestic UAS Operations</b>	<b>UAS Groups</b>	<b>Approval Authority</b>	<b>Delegation</b>	<b>Applicable Guidance</b>	<b>Guidance Amplification</b>
<b>State Use for SAR or IAA</b>	Groups 1, 2, and 3	The state governor or adjutant general	No	DODD 3025.18; Standing DSCA EXORD	Meet all these requirements: -Operations must be requested by the state's governor and not allocated for DOD purposes, as determined by the Secretary of the concerned military department. -UAS intelligence component capability sensors are not used to target specific US persons without consent (e.g., using a UAS to monitor protestors would not be an appropriate use). -Operators conduct use in accordance with (IAW) FAA policies and DOD-FAA MOAs. -National Guard personnel using or supporting UAS operations are serving in a state active-duty status. -States inform the National Guard Bureau within 24 hours of initial use.
<b>Training, Exercises, and Repositioning Operations Within Airspace Delegated by the FAA for DOD Use</b>	All	Unit commander IAW Service-specific directives	Yes, as determined by the Secretary of the concerned military department.	DOD-FAA MOA	This includes repositioning operations and direct transit to and from the training and exercise airspace delegated by the FAA for DOD use.
<b>Training and Exercise Exceptions:</b> -Training and Exercises with Armed UAS Outside Restricted and Warning Areas -Training In Coordination With (ICW) Civilian LEAs	All	SecDef	No		DOD component heads will submit requests to the Office of the Assistant Secretary of Defense for Homeland Defense and Global Security at least 30 days prior to their projected use.
<b>Counter-Drug (CD) Operational Support</b>	All	GCC	No	CJCSI 3710.0IB	This is available if delegated by the SecDef for CD operational support in CJCS Instruction 3710.0IB.

Table 1 Domestic Use of UAS in United States National Airspace (cont'd)					
Domestic UAS Operations	UAS Groups	Approval Authority	Delegation	Applicable Guidance	Guidance Amplification
<b>Force Protection (FP) and Maritime FP Unit Escort Operations</b>	Groups 1, 2, and 3	Commander, USNORTH-COM, USINDOPA-COM, or USSTRAT-COM	Yes, to installation commanders IAW Service-specific directives and consulting with the military departments. USSTRAT-COM also consults with the GCC.	PM 16-003; PM 17-00X; CJCSI 3121.0IB; CJCS Notice 3124; military department guidance; USN-USCG MOA on in-transit escort	-Local commanders are responsible for FP within DOD installations and are authorized to use assets under their control within installation boundaries when DODD 5200.27 criteria are met. -This includes USN and USCG requests for UAS support in connection with maritime FP unit escort operations when airspace is delegated by the FAA for DOD use. -For FP, follow Undersecretary of Defense for Policy (USD (P)) issued policy for domestic use of UAS for FP.
<b>Research, Development, Test, and Evaluation (RDT&amp;E) Within Airspace Delegated by the FAA for DOD Use</b>	All	Unit commander IAW Service-specific directives	Yes, as determined by Secretaries of the military departments.	DODI 3200.18	This includes direct transits to and from the RDT&E airspace delegated by the FAA for DOD use.
<b>Public Affairs Support Within Airspace Delegated by the FAA for DOD Use</b>	Groups 1, 2, and 3	Secretaries of the military departments	Yes, down to unit or installation commanders.		
<b>DOD Installation Support Within Airspace Delegated by the FAA for DOD Use</b>	Groups 1, 2, and 3	Secretaries of the military departments	Yes, down to installation commanders.		This includes surveys, inspections, repositioning operations, Defense Criminal Investigation Organization (DCIO) crime scene surveillance (consistent with DOD Inspector General guidance), and capability demonstrations in restricted airspace; and other installation support as specified in the implementation guidance by the Secretaries of the military departments.

Table 1 Domestic Use of UAS in United States National Airspace (cont'd)					
Domestic UAS Operations	UAS Groups	Approval Authority	Delegation	Applicable Guidance	Guidance Amplification
<b>Other Authorized Missions Within Airspace Delegated by the FAA for DOD Use</b>	Groups 1, 2, and 3	Secretaries of the military departments	Yes, down to an 0-6 level installation or 0-6 level unit commander.		-This includes missions executed under Immediate Response Authority IAW DODD 3025.18. -This includes surveys, inspections, map generation, construction and environmental site monitoring; and research and other mission support as specified in the implementation guidance by the Secretaries of the military departments. -This includes DOD UAS use for approved DSCA missions (e.g., US Army Corps of Engineers DOD UAS use in hurricane response and recovery operations).
Legend: CJCS—Chairman of the Joint Chiefs of Staff DOD—Department of Defense DODD—Department of Defense directive DODI—Department of Defense instruction DODM – Department of Defense manual EO—Executive Order EXORD—execute order FAA—Federal Aviation Administration IAW—in accordance with MOA—memorandum of agreement UAS—unmanned aircraft system USA—US Army USCG—US Coast Guard USINDOPACOM—US Indo-Pacific Command USN—US Navy USNORTHCOM—US Northern Command USSTRATCOM—US Strategic Command					

## 2. Unmanned Aircraft (UA) Categories

Table 2 is UA categories as described in Office of Secretary of Defense policy memorandum, Guidance for the Domestic Use of Unmanned Aircraft Systems in US National Airspace, dated 18 August 2018.

Table 2. UA Categories			
UA Category	Maximum Gross Takeoff Weight (lbs.)	Normal Operating Altitude (feet)	Speed (KIAS)
Group 1	0–20	<1200 AGL	100 knots
Group 2	22–55	<3500 AGL	<250 knots
Group 3	<1320	<1800 MSL	<250 knots
Group 4	>1320		Any Airspeed
Group 5	>1320	>1800 MSL	Any Airspeed
Legend: AGL—above ground level KIAS—knots indicated airspeed lb—pound MSL—mean sea level UA—unmanned aircraft			

## **Appendix B**

### **INCIDENT AWARENESS AND ASSESSMENT (IAA) SUPPORT REQUEST EXAMPLE**

---

Note: This Appendix provides a non-standardized example in line with requirements of IAA Support as outlined in DODD 3025.18 and a standing DSCA EXORD.

---

**Line 1.** Desired support (if imagery, describe the desired effect, e.g., full motion video, positive identification, electro-optical, or infrared).

**Line 2.** Area of interest, name (annotate if observing United States person(s)).

**Line 3.** Area of interest, location.

**Line 4.** Mission, platform, and sensor information.

---

Note: Line 4 is also used for intelligence oversight.

---

- Unit, platform, and sensor identification.
- Mission purpose (i.e., detailed mission data, training, exercises, IAA operation, or defense support of civil authorities support).
- Mission location and dates (i.e., specific areas where personnel collected information, including federal, state, and private properties).
- Wing commander justification and assessment of the mission.
- Intended use of imagery.
- Processing, analysis, and dissemination (i.e., those who will receive, process, analyze, and use the data).
- Protocols for controlling the data and products.
- Combatant commander and the supported federal agency.
- Unit or mission commander's contact information.

**Line 5.** Latest time the information is of value.

**Line 6.** Reporting and product dissemination instructions.

**Line 7.** IAA detection level (i.e., low, medium, or high).

- Certificate of authorization submitted and approved by the Federal Aviation Administration.
- Certificate of authorization generating an official point of contact.

**Line 8.** Any state IAA legislation which may impact the missions.

---

Note: Lines 1 through 6 are mandatory; use lines 7 and 8 as required.

---

**This page intentionally left blank.**

## Appendix C SUPPORTING TABLES AND EXAMPLES

### 1. Federal Emergency Support Functions (ESFs)

Note: For brevity, this publication refers to specific laws or United States Code (USC) titles without USC.

Table 3 is a list of federal ESFs and designated coordinators. For more detailed information, see the National Response Framework (2019) and ESF Annexes posted on the Federal Emergency Management Agency's website.

Table 3. ESFs	
Federal Emergency Support Functions (ESFs)	Coordinator
ESF-1, Transportation	Department of Transportation
ESF-2, Communications	Department of Homeland Security (DHS), Cybersecurity and Communications
ESF-3, Public Works and Engineering	Department of Defense, United States Army Corps of Engineers
ESF-4, Firefighting	United States Department of Agriculture (USDA), United States Forest Service
ESF-5, Information and Planning	DHS, Federal Emergency Management Agency (FEMA)
ESF-6, Mass Care, Emergency Assistance, Housing, and Human Services	DHS, FEMA
ESF-7, Logistics	General Services Administration and DHS, FEMA
ESF-8, Public Health and Medical Services	Department of Health and Human Services
ESF-9, Search and Rescue	DHS, FEMA
ESF-10, Oil and Hazardous Materials Response	Environmental Protection Agency
ESF-11, Agriculture and Natural Resources	USDA
ESF-12, Energy	Department of Energy
ESF-13, Public Safety and Security	Department of Justice
ESF-14, Cross-Sector Business and Infrastructure	DHS, Cybersecurity and Infrastructure Security Agency (CISA)
ESF-15, External Affairs	DHS

## 2. Commander's Rules for the Use of Force (RUF) Example for Title 10 United States Code Forces

Table 4 is an example of a commander's RUF (Title 10 Forces).

Table 4. An Example of a Commander's RUF (Title 10 Forces)
<p><b>Teach and Train.</b> A commander must train personnel in the standing rules for the use of force (SRUF) and implement them, when necessary. SRUF trainers must ensure the training does not introduce procedures that restrict the SRUF or introduce tactically dangerous or unsound practices.</p>
<p><b>Unit Self-Defense.</b> A commander retains the inherent right and obligation of unit self-defense and defense of other Department of Defense (DOD) forces in the vicinity, in response to a hostile act or demonstrated hostile intent.</p>
<p><b>Individual Self-Defense.</b> A commander may impose rules of proportionality on individual self-defense. Use force only as a last resort and use the minimum necessary. Ensure it is reasonable in intensity, duration, and magnitude to counter the threat, based on the totality of the circumstances. Use lethal force only when all lesser means have failed or cannot be reasonably employed.</p>
<p><b>Coordinate SRUF.</b> A commander will coordinate the SRUF with civilian law enforcement agencies (CLEAs) or security forces, when operating with them, to ensure a common understanding. Any rules for the use of force (RUF) issues, which cannot be resolved, will be forwarded to the Secretary of Defense (SecDef) through the chain of command and the Chairman of the Joint Chiefs of Staff.</p>
<p><b>Imminent Threat.</b> A commander will determine if a threat of death or serious bodily harm by an individual or motor vehicle is imminent based on an assessment of all of the circumstances. If the commander determines such a threat is imminent, lethal force is authorized to stop the threat.</p>
<p><b>Inherently Dangerous Property.</b> A commander may designate DOD property, or property having a DOD nexus, as inherently dangerous. This includes weapons, ammunition, explosives, portable missiles, rockets, chemical agents, and special nuclear materials.</p>
<p><b>Pursue and Recover.</b> A commander may not authorize forces to pursue and recover a stolen asset vital to national security or inherently dangerous property unless delegated this authority by the Commander, United States Northern Command (CDRUSNORTHCOM) and CLEAs, or when security forces are not reasonably available. Any pursuit must be immediate and uninterrupted.</p>
<p><b>Changes to SRUF.</b> A commander may augment the SRUF, as necessary, by submitting requests for mission-specific RUF to the Chairman of the Joint Chiefs of Staff for approval by the SecDef.</p>
<p><b>Violations.</b> A commander will immediately report any suspected violation of, or noncompliance with, the SRUF through the chain of command to CDRUSNORTHCOM.</p>



### 3. RUF Card Template Example for Title 10 Forces

Table 5 is an example of a RUF card template (Title 10 Forces).

Table 5. An Example of a RUF Card Template (Title 10 Forces)
<p><b>Unit Self-Defense.</b> Commanders always retain the inherent right and obligation to exercise unit self-defense in response to a hostile act or demonstrated hostile intent. This includes the defense of other Department of Defense (DOD) forces in the vicinity.</p> <p>Note: Defense support of civil authorities geographic combatant commander will provide standing rules for the use of force (SRUF) guidance noting SRUF in accordance with Chairman of the Joint Chiefs of Staff Instruction 3121.01B, <i>Standing Rules of Engagement/Standing Rules for the Use of Force for US Forces</i>.</p>
<p><b>Individual Self-Defense.</b> Service members may exercise individual self-defense in response to a hostile act or demonstrated hostile intent. A commander may impose rules of proportionality on individual self-defense. Use force only as a last resort and use the minimum necessary. Ensure it is reasonable in intensity, duration, and magnitude to counter the threat, based on the totality of the circumstances. Use lethal force only when all lesser means have failed or cannot be reasonably employed. SRUF training must introduce procedures that restrict tactically dangerous or unsound practices.</p>
<p><b>De-escalation.</b> When time and circumstances permit, Service members will give individuals a warning and an opportunity to withdraw or stop the threatening actions before using force. Avoid confrontation with individuals who pose no threat to the unit, non-DOD persons in the vicinity, or property secured by DOD forces. If a confrontation appears likely, civilians are acting in a suspicious manner, or it is immediately after a confrontation, notify civilian law enforcement agencies or security agency personnel as soon as practical.</p>
<p><b>Limitations on the Use of Force.</b> Service members will use force, of any kind, only as a last resort. If used, the force should be the minimum necessary to accomplish the mission. Force must be reasonable in intensity, duration, and magnitude to counter the threat based on all the circumstances. Exercise due regard for the safety of bystanders when using force. Warning shots are not authorized.</p>
<p><b>Use of Nonlethal Force.</b> Service members may use nonlethal force to stop a threat, when it is reasonable to:</p> <ul style="list-style-type: none"> <li>• Control a situation and accomplish the mission.</li> <li>• Provide protection for self and other DOD personnel.</li> <li>• Defend non-DOD persons in the vicinity, if directly related to the assigned mission.</li> <li>• Defend designated, protected property.</li> </ul>
<p><b>Lethal Force in Self-Defense, Defense of Others, and Defense of Property.</b> Service members may use lethal force to stop a threat only when all lesser means have failed or cannot reasonably be employed, and it appears necessary to:</p> <ul style="list-style-type: none"> <li>• Protect DOD forces when a commander believes a person poses an imminent threat of death or serious bodily harm.</li> <li>• Protect non-DOD persons in the vicinity from the imminent threat of death or serious bodily harm, if directly related to the assigned mission.</li> <li>• Prevent the theft or sabotage of assets vital to national security, national critical infrastructure, or inherently dangerous property.</li> </ul>
<p><b>Lethal Force is Not Authorized.</b> Lethal force is not authorized to disperse a crowd, stop looting, enforce a curfew, or protect nondesignated property.</p>

**Table 5 An Example of a RUF Card Template (Title 10 Forces) (cont'd)**

**Lethal Force Against a Serious Offense.** Service members may use lethal force, if it is directly related to the assigned mission and appears necessary to:

- Prevent a serious crime against any person, which involves imminent threat of death or serious bodily harm.
- Prevent the escape of a prisoner where probable cause indicates the prisoner committed or attempted to commit a serious offense and would pose an imminent threat of death or serious bodily harm to DOD forces or others in the vicinity.
- Arrest or apprehend a person who, there is probable cause to believe, has committed a serious offense that involved an imminent threat of death or serious bodily harm or sabotage of designated protected property.

**Lethal Force Against a Vehicular Threat.** Service members may fire their weapons at a moving land or water vehicle when they believe the vehicle poses an imminent threat of death or serious bodily harm to DOD forces or to non-DOD persons in the vicinity, if doing so is related to the assigned mission.

**Inspection of Personnel Entering and Exiting an Area.** Per command security guidance, Service members may inspect individuals and property prior to granting persons or property entry inside a DOD perimeter or secured area and upon leaving such an area. An individual or item of property, which does not meet the command security requirements for entry, may be denied access inside a DOD perimeter or secured area.

**Temporary Detention of Threatening Personnel.** Service members may detain an individual temporarily, if the individual:

- Gains unauthorized access inside DOD perimeters or other secured areas and refuses to depart such an area after being denied further access.
- Threatens the safety and security of DOD forces, property secured by DOD forces, or non-DOD persons in the vicinity, if related to the assigned mission.

**Detained Individuals.** Detained individuals, vehicles, and property may be searched as a protection measure. Detained individuals and any secured property will be released to a civilian law enforcement agency (CLEA) at the earliest opportunity, consistent with mission accomplishment.

**Pursuit and Recovery of Stolen Property.** Forces are not authorized to pursue and recover a stolen asset vital to national security or inherently dangerous property, unless delegated this authority by the Commander, United States Northern Command and CLEA or security forces are not reasonably available. Any pursuit must be immediate, continuous, and uninterrupted.

**Report Violations of the SRUF.** Immediately, Service members will report any violation of or noncompliance with the SRUF (concerning who, what, when, where, and why) to the chain of command, inspector general, judge advocate, or any commissioned officer.

#### 4. RUF Card Template Example for Title 32 and State Active Duty (SAD) National Guard (NG) Forces

Table 6 is an example RUF card template (Title 32 and SAD NG Forces).

Table 6. An Example of a RUF Card Template (Title 32 and SAD NG Forces)
<b>Minimum Force:</b> Military personnel will use the minimum force required to accomplish the mission.
<b>Self-Defense.</b> Nothing in these rules for the use of force (RUF) shall limit a commander's inherent duty to safeguard the force or an individual's inherent right of self-defense. Proportional to the threat, an individual is always authorized, and expected, to use necessary force in self-defense. A commander may impose rules of proportionality on individual self-defense.  Note: Title 32 and state active duty National Guard forces, defense support of civil authorities geographic combatant commanders would ensure standing rules for the use of force guidance; any federal preemption would also require compliance with Section 32. Title 18, United States Code (18 USC 32) under state authorities.
<b>Lethal Force.</b> Lethal force refers to physical force, which could result in death, whether or not death is the intent. In all cases, discharging a firearm is considered lethal force. Before resorting to lethal force, all of the following conditions must be met. <ul style="list-style-type: none"><li>• All other means have been exhausted, are not appropriate, or are not reasonably available (including restraining, detaining, and subduing).</li><li>• Using lethal force does not increase the risk of death or serious bodily harm to innocent bystanders.</li></ul> Lethal force may be used for one or more of the following circumstances. <ul style="list-style-type: none"><li>• Use self-defense to avoid death or serious bodily harm. Threat of harm is not restricted to firearms. It may include assault with large rocks, bricks, pipes, or other heavy missiles, incendiary and explosive devices, or any other material, which could be expected to cause death or serious bodily harm.</li><li>• Use lethal force to prevent crime involving a substantial risk of death or very serious bodily harm, including defending others.</li><li>• Use it for detention or prevention of the escape of a person, who during detention, or in the act of escape, threatens to kill or cause serious bodily harm to others. Attempt to escape does not justify using lethal force. Using lethal force is justified only when it is immediately necessary to protect against death or serious bodily harm.</li><li>• Use lethal force to stop immediate threats, not to warn them. Warning shots and blanks are not authorized.</li></ul>

**Table 6. An Example of a RUF Card Template (Title 32 and SAD NG Forces)  
(cont'd)**

**Arming Order.** Local commanders determine the arming order based on mission requirements. Local commanders may modify the arming order depending on mission, terrain, troop availability, and time availability. Arming order considerations include the following.

- Deploying troops without weapons, in appropriate circumstances.
- Considering, arming orders are not necessarily sequential. Select the most appropriate posture for the potential threat and observe the minimum necessary force principle.

When forces are fired upon, consider Arming Order-4 and Arming Order-5 and return aimed fire with selected sharpshooters.

Arming Order	Rifle*	Pistol	Magazine	Chamber
Arming Order-2	Sling	In holster	In weapon	Empty
Arming Order-3	Port**	In holster	In pouch	Empty
Arming Order-4	Port**	In holster	In weapon	Empty
Arming Order-5	Port**	In holster	In weapon	Chambered

\*Bayonet posture can be modified by local commanders based on mission, terrain, troops, and time.

\*\*Defined as having the rifle at the ready.

**Weapon Limitations.**

- Automatic firing is not authorized at any time.
- Personnel who are armed must be trained, qualified, and tested on the type of weapon issued, according to current qualification standards.
- Arms and ammunition will be secured, at all times, according to appropriate regulations and policies. Military weapons will not be secured in private dwellings or transported in privately-owned vehicles at any time.
- There will be no deployment of automatic weapons, shotguns, riot batons, or riot control agents, except upon expressed order of the adjutant general (TAG).
- Rounds will be chambered only on order of the commander, senior officer, or senior noncommissioned officer present.
- Only ball ammunition will be issued. Armor piercing rounds and blank ammunition will not be issued or fired.

**Aircraft and Vehicle Operations:**

- Firing weapons from aircraft is not authorized.
- Firing weapons from moving vehicles is not authorized unless exigent circumstances exist, such as self-defense or defense of others in a life-threatening situation.

**Table 6. An Example of a RUF Card Template (Title 32 and SAD NG Forces)  
(cont'd)**

Changes to RUF. These RUF shall not be changed except upon order of TAG.

**Acceptable Missions.** Be prepared to conduct civil disturbance missions. Some examples are:

- Operating a traffic control post.
- Providing point and area security.
- Providing security and escort assistance for emergency personnel and equipment.
- Expressing a show of force.
- Transporting local law enforcement personnel.
- Dispersing crowds.
- Providing quick reaction and reserve forces.
- Protecting and escorting very important persons.
- Establishing a joint patrol.
- Accomplishing other missions mutually agreed upon with civil authorities.

**Unacceptable Missions.** Examples are:

- Hostage negotiation.
- Evidence searches.
- Barricaded suspect extraction.
- Criminal investigation.

**Special Orders for Civil Disturbance Operations:**

- Always present a neat military appearance and behave in a manner credible to the unit, National Guard, and state.
- Civilian police make arrests. However, if it is necessary, military forces can take rioters, looters, or other persons committing serious crimes into temporary custody. Deliver such persons to the police or to designated military authorities as soon as possible.
- Avoid causing damage to private property unless it is necessary to perform the assignment.
- Adhere to the arming orders issued by the chain of command.
- Be courteous to civilians, to the maximum extent possible, under existing conditions (including those in custody).
- Provide or arrange to deliver prompt medical attention to persons who are in need.
- Do not discuss the operation with others or otherwise violate operational security.
- Allow properly identified reporters and radio and television personnel to move freely throughout the area, unless they interfere with the mission or create a substantial risk of harm to Service members or others. Do not discuss the mission with members of the media in the absence of a public affairs officer or the commander.

## 5. Examples of Defense Support of Civil Authorities (DSCA) Information Requirements

Table 7 is a list of possible information requirements.

<b>Table 7. Examples of DSCA Information Requirements</b>
Terrorist attack indications.
Environmental elements impacting the region.
Status of key infrastructure in the region or state.
Major deployments affecting National Guard capabilities.
State requests of the Federal Government.
Federal Emergency Management Agency advance team deployment status.
The active joint field office location and status.
Regional response coordination center activation level.
State emergency operations center activation level.
Higher headquarters guidance and orders.
Structure and location of the unified command structure.

## **6. Airfield Planning Considerations**

When planning for airfield use, information is needed to determine airfield suitability. The below list includes minimal information requirements needed in planning and assessing airfield suitability before and during execution of operations.

1. Location and Date: (general narrative description of location and date information was collected).
2. Name of airfield and International Civil Aviation Organization code.
3. Location: (latitude and longitude coordinates).
4. Fuel: (type and availability).
5. Materials handling equipment.
6. Elevation.
7. Runway length, width, and condition.
8. Taxiway length, width and condition.
9. Surface composition and estimated single-wheel loading factor.
10. Available parking area.
11. Largest aircraft accommodated.
12. Instrument approach facilities and navigational aids.
13. Aircraft obstacles.
14. Runway and taxiway lighting.
15. Communications: (frequencies and callsigns).
16. Airfield control: (civilian or military).
17. Status of commercial air traffic into and out of the airfield.
18. Availability of Federal Aviation Administration certified air traffic controllers.
19. Conditions and limits of roads and bridges leading to the airport.
20. On-site assembly areas and capacity.
21. Latrine and shower facilities.
22. Dining facilities and capacities.
23. Key personnel and contact information.
24. Individual compiling and preparing airfield planning information.
25. Prepared sketches, videos, or photos of airfield.



## 7. Seaport Planning Considerations

When planning for seaport use, information is needed to determine seaport suitability. The below list includes minimal information requirements needed in planning and assessing seaport suitability before and during execution of operations.

1. Location and Date: (general narrative description of location and date information was collected).
2. Name of seaport.
3. Latitude and longitude coordinates.
4. Entrance restrictions and minimum anchorage.
5. Channel depth.
6. Tide.
7. Pilots required or available.
8. Navigational aids.
9. Port or beach obstacles.
10. Wharf or pier services: (description and capabilities).
11. Fuel: (type and availability).
12. Materials handling equipment.
13. Physical security available.
14. Distance from post to seaport.
15. Conditions and limits of roads and bridges leading to the seaport.
16. On-site assembly areas and capacity.
17. Dining facilities and capacities.
18. Latrine and shower facilities.
19. Location of the nearest medical facility.
20. Key personnel and contact information.
21. Damage.
22. Individual compiling and preparing seaport planning information.
23. Prepared sketches, videos, or photos of seaport.

## **Appendix D**

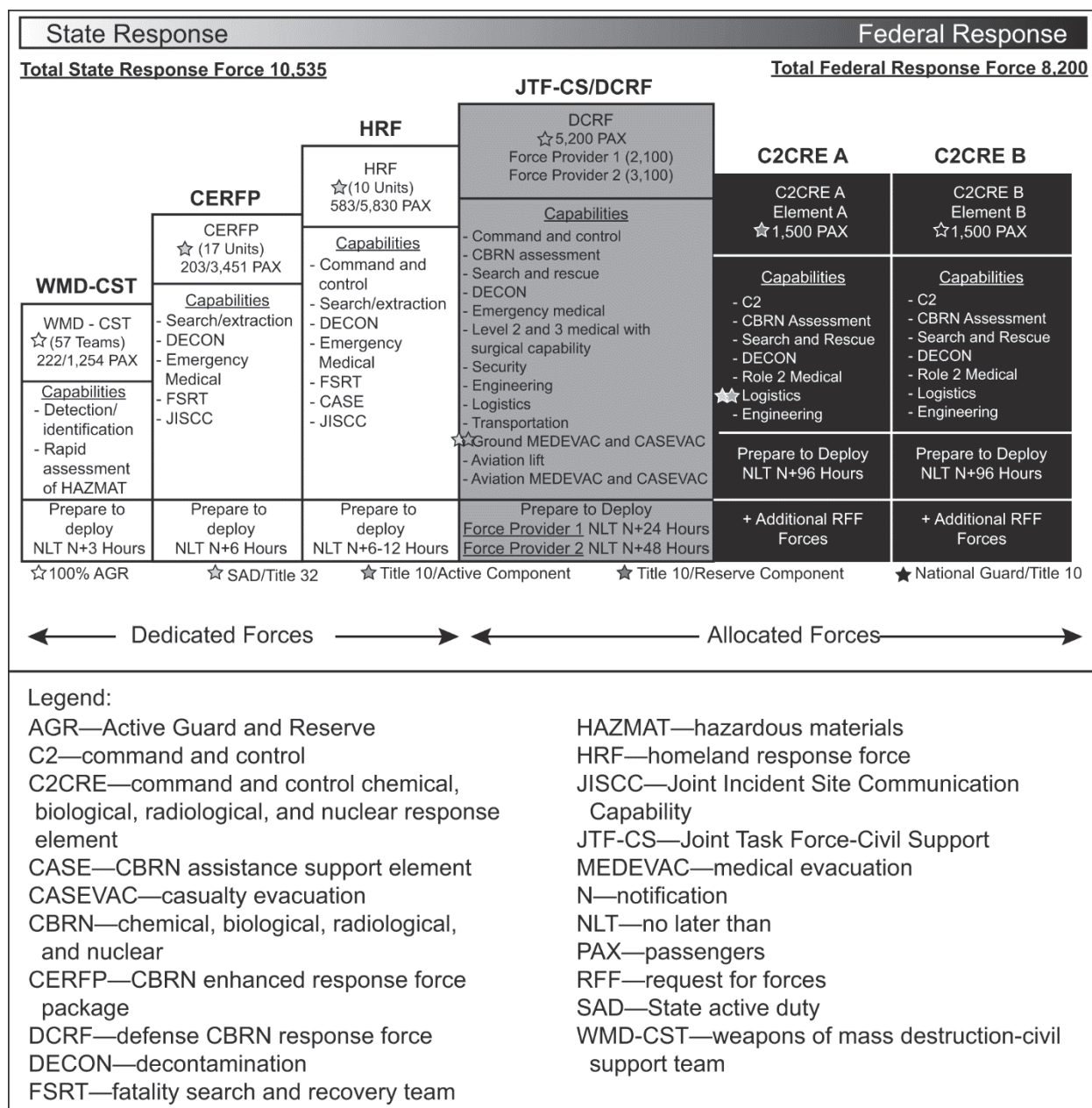
### **CHEMICAL, BIOLOGICAL, RADIOLOGICAL, AND NUCLEAR (CBRN) RESPONSE ENTERPRISE (CRE)**

#### **1. Overview**

- a. The CRE is a national, multi-component, military organization designed to save lives and minimize human suffering in the aftermath of a CBRN incident. It is geographically dispersed, incorporating National Guard (NG) capabilities in every state, to enable the most rapid state directed, initial response.
- b. The CRE, composed of organizations ranging from platoon sized through two-star commands, responds in a building approach from state to regional to federal response based on the size of the CBRN incident. The response is orchestrated through a combination of state authorities, multistate agreements, and federal authorities. Domestic disasters and emergencies are managed at the lowest level possible.
- c. Civil authorities may have insufficient capabilities to respond adequately to significant or catastrophic CBRN incidents. Civil authorities may request a CBRN response and other DSCA capabilities to support their response to an incident. Requests for CRE forces may originate at local, state, territory, and national governances.
- d. The Department of Defense (DOD) has allotted military forces (through assignment, allocation, or apportionment), primarily, for the homeland CBRN response mission. These forces are collectively referred to as the “CRE”. Under state control, these NG forces consist of a weapons of mass destruction-civil support team (CST), homeland response forces (HRF), and chemical, biological, radiological, and nuclear enhanced response force package (CERFP). Under federal control, these forces consist of the defense chemical, biological, radiological, and nuclear response force with joint task force-civil support as its core command and control, and two command and control CBRN response elements.

#### **2. Force Allocation**

All CRE forces are allocated to either U.S. Northern Command (NORTHCOM) or U.S. Indo-Pacific Command (INDOPACOM). In the event of a domestic CBRN incident, each CRE element must be able to operate as a single force at one or more designated sites (see figure 13).



**Figure 13. DOD CBRN Response Enterprise Capabilities**

Note: For detailed information on personal protective equipment (PPE) and decontamination (DECON), refer to joint publication 3-11, *Operations in Chemical, Biological, Radiological, and Nuclear Environments*; Army technical publication (ATP) 3-11.46, *Weapons of Mass Destruction – Civil Support Team Operations*; ATP 3-11.47, *Chemical, Biological, Radiological, Nuclear and High-Yield Explosives Enhance Response Force Package (CERFP)/ Homeland Response Force (HRF) Operations*.

## **Appendix E**

### **MARITIME DSCA RESPONSE**

#### **1. Overview**

---

Note: For brevity, this publication refers to specific laws or United States Code (USC) titles without USC.

---

a. A maritime response represents a costly option for leveraging Department of Defense Title 10, United States Code (10 USC) forces. However, in cases where significant infrastructure damage occurs, or for states outside the continental United States (US) and territories, a sea based response offers:

- (1) Employment flexibility.
- (2) Reduced demands on an already stressed infrastructure.
- (3) Access to remote or isolated communities.

b. This appendix addresses the capabilities of organizations operating within a maritime environment. The United States Navy (USN) and United States Marine Corps (USMC) have forces that are useful for defense support of civil authorities (DSCA) operations. Overseas combat contingencies are their primary missions, but they can serve as dual-use forces for DSCA missions. Table 8 illustrates potential USN and USMC dual-use capabilities. United States (US) Army watercraft and water terminal forces may be leveraged as well. The United States Coast Guard (USCG) is one of the US Armed Forces, as prescribed in Title 14, Section 1. The USCG executes a variety of missions, including search and rescue (SAR), maritime law enforcement, and defense readiness. The USCG may have support teams assisting the federal response during DSCA incidents. Figure 14 shows the USCG districts.

#### **2. USN**

- a. Navy Expeditionary Combat Command (NECC). NECC serves as the single functional command and force provider for the USN's expeditionary forces.
- b. Coastal Riverine Forces. While primarily tasked with combat theater operations, these small-boat units are useful for shallow-water DSCA operations.
- c. Mobile Diving and Salvage Units. Mobile diving and salvage units can survey and clear harbors of navigational hazards, conduct underwater search and recovery, and perform limited underwater repairs.
- d. Naval Construction Force. USN engineer units include USN mobile construction battalions, construction battalion maintenance units, and underwater construction teams. Engineer units offer substantial capabilities for route opening, collapsed structure SAR, and expedient infrastructure repair.

#### **3. USMC**

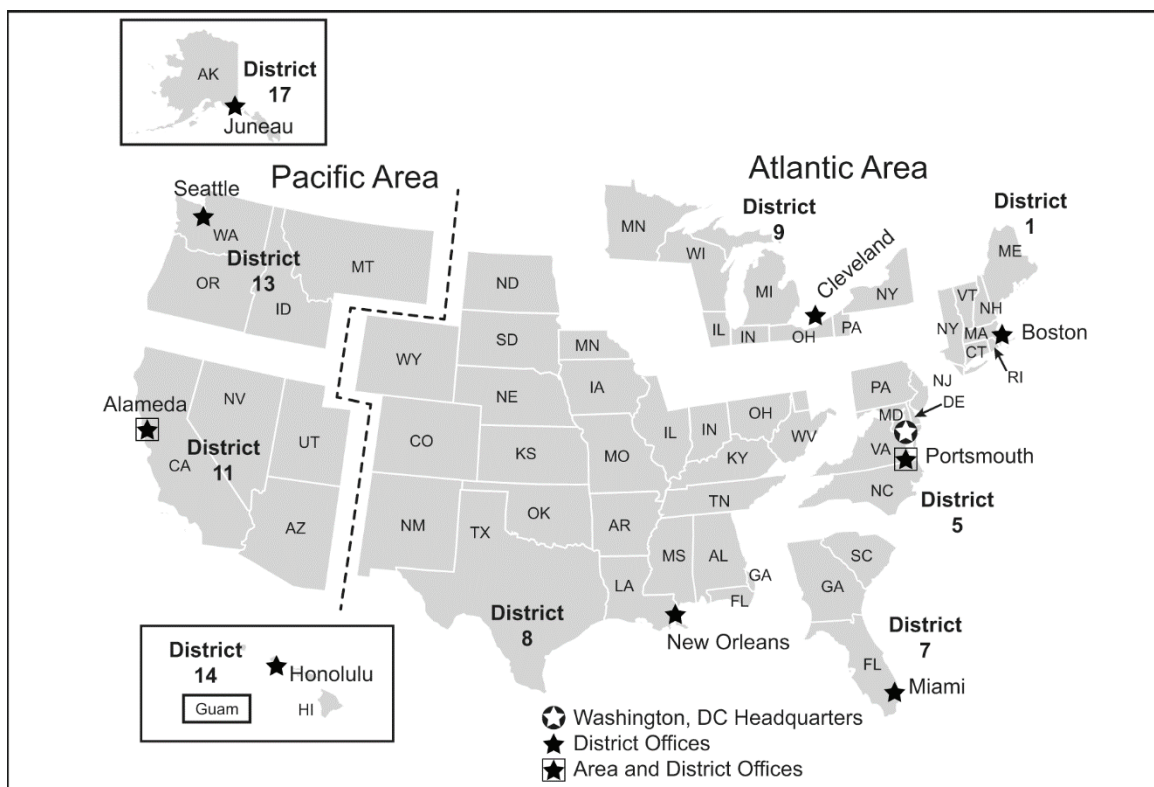
- a. Commander, Marine Forces Northern Command and Commander, Marine Forces Pacific (as subordinate Service components) conduct coordination, planning, and operations in support of DSCA; including maritime DSCA operations.

- b. Naval response to a combatant commander identified or anticipated requirement will drive identification of available capabilities, planning, and execution timelines; including marshaling, movement, and embarkation.
- c. To support DSCA operations, USMC units are organized into Marine air-ground task forces scaled and tailored in accordance with mission requirements.
- d. Table 8 depicts dual-use capabilities resident with USN and USMC forces.

<b>Table 8. USMC and USN Maritime Capabilities</b>	
Under certain circumstances, maritime forces provide combatant commanders a broad spectrum of capabilities from the sea. The dual-use capabilities United States Marine Corps (USMC) and United States Navy (USN) align with requirements identified in emergency support functions 1, 3, 5, 6, 7, and 8. Italicized text represents capabilities in both Services that may differ in specifics and capacity.	
USMC	USN
<i>Aerial reconnaissance</i>	<i>Aerial reconnaissance</i>
<i>Medium/heavy airlift (internal/external)</i>	<i>Medium/heavy airlift (internal/external)</i>
<i>Communications Strategy and Operations</i>	<i>Public affairs support</i>
<i>Pump operations</i>	<i>Pump operations</i>
<i>Horizontal construction</i>	<i>Horizontal construction</i>
<i>Ground transportation</i>	<i>Ground transportation</i>
<i>Distribution services</i>	<i>Distribution services</i>
<i>Explosive ordnance disposal</i>	<i>Explosive ordnance disposal</i>
<i>Medical treatment</i>	<i>Medical treatment</i>
<i>Route clearance</i>	<i>Route clearance</i>
In-theater transport and refueling	Power generation
Transportation of bulk liquids (fuel and water)	Diving and salvage
Expeditionary airfield operations	Search and rescue (air)
Airfield operations	Search and rescue (water)
Air delivery	Port assessment and opening
Chemical, biological, radiological, and nuclear reconnaissance and decontamination	Bridge and infrastructure assessment
Movement control	Vertical construction
Bridging	Small boat support
Military manpower	
High-water vehicles for flooded areas	
Potable water production	

#### 4. USCG

- a. The USCG executes a variety of missions and activities including:
  - (1) SAR (including post-incident maritime evacuation).
  - (2) Ports, waterways and coastal security.
  - (3) Maritime law enforcement under the Enforcement of Laws and Treaties program.
  - (4) Defense readiness.
  - (5) Responsibilities under the National Response Framework (NRF).
- b. The USCG may provide assets and deployable specialized forces to support the federal response to natural or manmade disasters. Figure 14 shows USCG districts.



**Figure 14. USCG Districts**

- c. USCG command and control capabilities span the US, and a major disaster response likely will involve the USCG. The USCG does not require a declaration of the Robert T. Stafford Disaster Relief and Emergency Assistance Act to engage in emergency response activities that impact the US maritime domain. The authorities inherent in Title 14, federal laws, and Department of Homeland Security policies cover USCG activities. When the USCG participates in the NRF operations outside established statutory missions, the Federal Emergency Management Agency will provide the USCG mission assignments for the appropriate emergency support function. USCG forces that may be involved in a federal response include:



- (1) Area, district, and sector commands.
  - (2) Marine safety units and detachments.
  - (3) Small boat stations.
  - (4) Air stations.
  - (5) Cutters.
  - (6) Deployable specialized forces.
- d. USCG sector commanders have the following authorities and responsibilities within their area of responsibility:
- (1) Captain of the port (COTP).
  - (2) Federal on-scene commander.
  - (3) SAR mission coordinator.
  - (4) Officer in charge of marine inspections.
  - (5) Federal maritime security coordinator.
- e. For more information on USCG support of DSCA operations, refer to the Commandant Instruction (COMDTINST) M3010.24 (series), *Contingency Planning Preparedness Manual, Vol 4: Incident Management and Crisis Response*.
- f. Aids-to-navigation units provide emergency harbor surveys, coordinated with National Oceanic and Atmospheric Administration, to ensure ports and waterways are navigable.
- g. Marine transportation system recovery units and incident management assistance teams are specialized teams that augment local commanders, reestablish port operations, and run large-scale incident responses.

## **5. US Army**

- a. US Army watercraft and water terminal forces provide support for DCSA operations. Their primary mission is bolstering overseas combat contingencies, but they serve as dual-use forces for DSCA missions, with USN, USMC, and USCG maritime forces.
- b. US Army Forces Command serves as the single, force provider for Army forces supporting DSCA operations. US Army forces can provide lodging support, power generation, medical support, and general engineering/construction support.
- c. The Army employs watercraft capable of moving supplies, equipment, and personnel in shallow coastal waters, inland waterways, and rivers. Army watercraft support logistics operations at sea ports and small terminals and in environments where shore-based facilities have been damaged or do not exist.
- d. Army terminal units conduct cargo operations in sea ports, water terminals, and environments where shore-based facilities have been damaged or do not exist. Army terminal forces include mobile communications systems and ocean-going and



harbor tug boats and mobile cranes. Army engineer dive teams operate closely with terminal units to conduct port clearance and salvage.

**This page intentionally left blank.**

## REFERENCES

### DEPARTMENT OF DEFENSE

*DOD Dictionary of Military and Associated Terms*, June 2020

DOD 5240.1-R, *Procedures Governing the Activities of DOD Intelligence Components that Affect United States Persons*, 7 December 1982

DODD 1000.26E, *Support to for Non-Federal Entities Authorized to Operate on DOD Installations*, 2 February 2007

DODD 3000.03E, *DOD Executive Agent for Non-Lethal Weapons (NLW), and NLW Policy*, 31 August 2018

DODD 3025.18, *Defense Support of Civil Authorities*, 29 December 2010 (Change 2, 19 March 2018)

DODD 3150.08, *DOD Response to Nuclear and Radiological Incidents*, 20 January 2010 (change 1, 31 August 2018)

DODD 5105.77, *National Guard Bureau*, 30 October 2015 (change 1, 10 October 2017)

DODD 5148.11, *Assistant to the Secretary of Defense for Intelligence Oversight*, 24 April 2013

DODD 5148.13, *Intelligence Oversight*, 26 April 2017

DODD 5200.27, *Acquisition of Information Concerning Persons and Organizations not Affiliated with the Department of Defense*, 7 January 1980

DODD 5210.56, *Arming and the Use of Force*, 18 November 2016

DODD 5240.01, *DOD Intelligence Activities*, 27 August 2007 (change 2, 22 March 2019)

DODD 6055.09E, *Explosives Safety Management (ESM)*, 18 November 2016 (Change 3, 26 June 2019)

DODI 1322.28, *Realistic Military Training (RMT) Off Federal Real Property*, 18 March 2013 (Change 3, 24 April 2020)

DODI 3003.01, *DOD Support to Civil Search and Rescue (SAR)*, 26 September 2011 (Change 1, 12 May 2017)

DODI 3025.21, *Defense Support of Civilian Law Enforcement Agencies*, 27 February 2013 (change 1, 8 February 2019)

DODI 3200.18, *Management and Operation of the Major Range and Test Facility Base*, 1 February 2010 (change 2, 15 October 2018)

DODI 5505.17, *Collection, Maintenance, Use, and Dissemination of Personally Identifiable Information and Law Enforcement Information by DOD Law Enforcement Activities*, 19 December 2012

DODM 4715.26, *DOD Military Munitions Rule (MR) Implementation Procedures*, 25 April 2017 (change 2, 18 June 2019)

DODM 5240.1-R, *Procedures Governing the Conduct of DOD Intelligence Activities*, 8 August 2016

Deputy Secretary of Defense Memorandum, *Implementation of the National Response Plan and the National Incident Management System*, 29 November 2018

DTM 17-007, *Interim Policy and Guidance for Defense Support to Cyber Incident Response*, 21 June 2017 (change 3, 29 May 2020)

PM 16-003, Deputy Secretary of Defense Policy Memorandum, *Interim Guidance for Countering Unmanned Aircraft*, 18 August 2016

PM 17-00X, Deputy Secretary of Defense Policy Memorandum, *Supplemental Guidance for Countering Unmanned Aircraft*, 05 July 2017

Secretary of Defense Memorandum, "Guidance for the Domestic Use of Unmanned Aircraft Systems in US National Airspace", 18 August 2018

## **JOINT PUBLICATIONS**

CJCS DSCA EXORD 052100Z June 2018

CJCSI 3110.05F, *Military Information Support Operations Supplement to the Joint Strategic Capabilities Plan*, 07 April 2017

CJCSI 3121.01B, *Standing Rules of Engagement/Standing Rules for the Use of Force for US Forces*, 13 June 2005

CJCSI 3200.01B, *DOD Counterdrug Support*, 26 January 2007

CJCSM 3130.03, *Planning and Execution Formats and Guidance*, 31 August 2012 (change 1, 18 October 2019)

CJCSN 3124, *Interim Guidance for Countering Unmanned Aircraft*, 8 February 2017

JP 1, *Doctrine for the Armed Forces of the United States*, 25 March 2013 (Change 1, 12 July 2017)

JP 3-0, *Joint Operations*, 17 January 2017, (Change 1, 22 October 2018)

JP 3-11, *Operations in Chemical, Biological, Radiological, and Nuclear Environments*, 29 October 2018

JP 3-12, *Cyberspace Operations*, 08 June 2018

JP 3-13, *Information Operations*, 27 November 2012, (Change 1, 20 November 2014)

JP 3-13.2, *Military Information Support Operations*, 21 November 2014

JP 3-27, *Homeland Defense*, 10 April 2018

JP 3-28, *Defense Support of Civil Authorities*, 29 October 2018

JP 3-30, *Joint Air Operations*, 25 July 2019

JP 3-31, *Joint Land Operations*, 03 October 2019J

P 3-35, *Deployment and Redeployment Operations*, 10 January 2018

JP 3-41, *Chemical, Biological, Radiological, and Nuclear Response*, 09 September 2016  
JP 3-61, *Public Affairs*, 17 November 2015, (Change 1, 19 August 2016)  
JP 4-0, *Joint Logistics*, 04 February 2019, (Change 1, 08 May 2019)  
JP 4-02, *Joint Health Services*, 11 December 2017, (Change 1, 28 September 2018)  
JP 5-0, *Joint Planning*, 16 June 2017

## **ARMY**

ADP 3-28, *Defense Support of Civil Authorities*, 31 July 2019  
ADP 5-0, *The Operations Process*, 31 July 2019  
ADP 6-0, *Mission Command: Command and Control of Army Forces*, 31 July 2019  
ATP 3-11.47, *Chemical, Biological, Radiological, Nuclear and High-Yield Explosives Enhance Response Force Package (CERFP)/ Homeland Response Force (HRF) Operations*, 26 April 2013  
ATP 3-34.40, *General Engineering*, 25 February 2015  
ATP 3-37.10, *Base Camps*, 27 January 2017  
ATP 4-02.1, *Army Medical Logistics*, 29 October 2015  
ATP 4-32, *Explosive Ordnance Disposal (EOD) Operations*, 30 September 2013  
FM 3-53, *Military Information Support Operations*, 4 January 2013  
FM 4-02, *Army Health System*, 26 August 2013

## **MARINE CORPS**

MCO 3440.7C, *Marine Corps Roles and Responsibilities in Defense Support of Civil Authorities (DSCA)*, 15 May 2019  
MCWP 5-10, *Marine Corps Planning Process*, 10 August 2020

## **NAVY**

NTRP 1-02, *Navy Supplement to the DOD Dictionary of Military and Associated Terms*, June 2012  
NWP 5-01, *Navy Planning*, 02 December 2013  
OPNAVINST 3440.16E, *Navy Defense Support of Civil Authorities Program*, 18 May 2016

## **AIR FORCE**

AFPI 10-8, *Defense Support of Civil Authorities*, 29 June 2020  
AFI 10-2501, *Air Force Emergency Management Program*, 19 April 2016  
AFI 10-401, *Air Force Operations Planning and Execution*, 07 December 2000  
AFI 10-403, *Deployment Planning and Execution*, 20 September 2012

AFI 10-801, *Defense Support of Civil Authorities*, 23 December 2015

AFI 14-104, *Oversight of Intelligence Activities*, 05 November 2014

## **COAST GUARD**

CIM 3010.13C, *Contingency Preparedness Planning Manual, Volume III- Exercises*, 17 November 2016

CIM M3010.11E (series), *US Coast Guard Emergency Management Manual, Vol I: Emergency Management Planning Policy*, 22 January 2019

CIM M3010.12D (series), *US Coast Guard Emergency Management Manual, Vol II: Resource Management Policy*, 30 December 2019

CIM M3010.24, *Contingency Preparedness Planning Manual, Vol 4: Incident Management and Crisis Response*, 20 June 2016

CIM M16247.1 (series), *US Coast Guard Maritime Law Enforcement Manual (MLEM)*

COMDTPUB P3120.17B, *Incident Management Handbook*, May 2014

## **MULTI-SERVICE PUBLICATIONS**

ATP 3-11.32/MCWP 10-10E.8/NTTP 3-11.37/AFTTP 3-2.46, *Multi-Service Tactics, Techniques, and Procedures for Chemical, Biological, Radiological, and Nuclear Passive Defense*, 13 May 2016 (change 1, 16 May 2018)

ATP 3-11.36/MCRP 10-10E.1/NTTP 3-11.34/AFTTP 3-2.70, *Multi-Service Tactics, Techniques, and Procedures for Chemical, Biological, Radiological, and Nuclear Planning*, 24 September 2018

ATP 3-11.41/MCRP 3-37.2C/NTTP 3-11.24/AFTTP 3-2.37, *Multi-Service Tactics, Techniques, and Procedures for Chemical, Biological, Radiological, and Nuclear Consequence Management Operations*, 30 July 2015

ATP 3-11.46/AFTTP 3-2.81, *Weapons of Mass Destruction – Civil Support Team Operations*, 20 May 2014

ATP 4-02.7/MCRP 4-11.1F/NTTP 4-02.7/AFTTP 3-42.3, *Multi-service Tactics, Techniques, and Procedures for Health Service Support in a Chemical, Biological, Radiological, and Nuclear Environment*, 15 March 2016

ATP 4-32.2/MCRP 10-10D.1/ NTTP 3-02.4.1/AFTTP 3-2.12, *Multi-Service Tactics, Techniques, and Procedures for Explosive Ordnance*, 12 March 2020

## **OTHER PUBLICATIONS**

10 USC, *Armed Forces*, <https://uscode.house.gov/browse.xhtml> (last accessed on 01 November 2020)

10 USC 251, *Federal Aid for State Governments*

10 USC 251-255, *The Insurrection Act of 1807*

14 USC, *Coast Guard*

18 USC 32, *Destruction of aircraft or aircraft facilities*

**104 ATP 3-28.1/MCRP 3-30.6/NTTP 3-57.2/AFTTP 3-2.67/CGTTP 3-57.1 11 February 2021**

18 USC 371, *Conspiracy to commit offense or to defraud the United States*

18 USC 1385, *Use of Army and Air Force as Posse Comitatus*

28 USC Chapter 171, *Tort Claims Procedure/Federal Torts Claim Act of 1946*

31 USC 1535, *Agency agreements (The Economy Act of 1932)*

32 USC, *National Guard*

42 USC 5121, *The Stafford Act*

46 USC Chapter 705, *Maritime Drug Law Enforcement Act*

50 USC Chapter 34, *National Emergencies*

50 USC 1601-1651, *The National Emergency Act of 1976*

CNGBN 1401, *Guidance for Use of National Guard Members in Full-Time Duty Programs Title 32 Active Guard Reserve, Title 32 Full-Time National Guard Duty Operational Support and Full-Time National Guard Duty Counter Drug Military Technicians for CONUS Contingency Situations*, 24 February 2012

*Convention on International Aviation*, 7 December 1944

Executive Order (EO) 12333, *United States Intelligence Activities*, 4 December 1981, <https://www.archives.gov/federal-register/codification/executive-order/12333.html> (last accessed on 29 October 2020)

*International Convention on maritime search and rescue*, 27 April 1979

*National Response Framework*, 28 October 2019, [https://www.fema.gov/sites/default/files/2020-04/NRF\\_FINALApproved\\_2011028.pdf](https://www.fema.gov/sites/default/files/2020-04/NRF_FINALApproved_2011028.pdf) (last accessed on 01 November 2020)

*National Search and Rescue Plan of the United States*, 2016, [https://www.dco.uscg.mil/Portals/9/CG-5R/manuals/National\\_SAR\\_Plan\\_2016.pdf](https://www.dco.uscg.mil/Portals/9/CG-5R/manuals/National_SAR_Plan_2016.pdf) (last accessed on 01 November 2020)

NGR 500-5/ANGI 10-208, *National Guard Domestic Law Enforcement Support and Mission Assurance Operations*, 18 August 2010

Public Law 94-464 (*the Medical Malpractice Immunity Act*)

*United States Constitution*, Article II, Article IV

USINDOPACOM CONPLAN 5001-13, *Defense Support of Civil Authorities Response*

USNORTHCOM CONPLAN 3500-14, *Defense Support of Civil Authorities Response*

## **PRESCRIBED FORMS**

This section contains no entries.

## **REFERENCED FORMS**

Unless otherwise indicated, DD forms are available on the Executive Services Directorate (ESD) website: <http://www.esd.whs.mil/Directives/forms/>. Incident



Command System (ICS) forms are available on the Federal Emergency Management Agency website at <https://training.fema.gov/emiweb/is/icsresource/>.

DD Form 2795, (*Pre-deployment Health Assessment*) (Available from Medical Readiness Portal.)

DD Form 2796, (*Post Deployment Health Assessment (PDHA)*) (Available from Medical Readiness Portal.)

DD Form 2900, (*Post Deployment Health Re-assessment (PDHRA)*) (Available from Medical Readiness Portal.)

ICS Form 205, (*Incident Radio Communications Plan*)

ICS Form 215A, (*Incident Action Plan Safety Analysis*)

## **WEBSITES**

### **Centers for Disease Control and Prevention**

<http://emergency.cdc.gov/disasters/hurricanes/> (last accessed on 30 October 2020)

<http://emergency.cdc.gov/disasters/winter/> (last accessed on 30 October 2020)

### **Central United States Earthquake Consortium**

<http://www.cusec.org/> (last accessed on 30 October 2020)

### **Federal Emergency Management Agency**

[www.fema.gov](http://www.fema.gov) (last accessed on 30 October 2020)

[www.fema.gov/national-incident-management-system](http://www.fema.gov/national-incident-management-system) (last accessed on 30 October 2020)

<https://www.ready.gov/> (last accessed on 28 October 2020)

<http://www.ready.gov/winter-weather> (last accessed on 28 October 2020)

[www.training.fema.gov](http://www.training.fema.gov) (last accessed on 28 October 2020)

### **National Hurricane Center**

<https://www.hurricanes.gov> (last accessed on 28 October 2020)

<https://www.weather.gov/cphc> (last accessed on 28 October 2020)

### **National Interagency Incident Communications Division**

<http://www.nifc.gov/NIICD/index.html> (last accessed on 28 October 2020)

### **National Oceanic and Atmospheric Administration**

<http://www.noaa.gov/> (last accessed on 15 October 2020)

### **Office of the Federal Coordinator for Meteorological Services and Supporting Research**

<https://www.ofcm.gov/> (last accessed on 29 October 2020)

## **GLOSSARY**

### **PART I – ABBREVIATIONS AND ACRONYMS**

#### **A**

<b>AADC</b>	area air defense commander
<b>AAR</b>	after action report
<b>ACA</b>	airspace control authority
<b>ADCON</b>	administrative control
<b>admin</b>	administrative
<b>ADP</b>	Army doctrine publication
<b>AFRCC</b>	Air Force rescue coordination center
<b>AFTTP</b>	Air Force tactics, techniques, and procedures
<b>AGL</b>	above ground level
<b>AGR</b>	Active Guard and Reserve
<b>AKRCC</b>	Alaska rescue coordination center
<b>ALCOM</b>	United States Alaskan Command
<b>AOR</b>	area of responsibility
<b>APOD</b>	aerial port of debarkation
<b>ARC</b>	American Red Cross
<b>ATP</b>	Army tactics and procedures techniques publication

#### **B**

<b>BMC</b>	Bomb management center
<b>BSI</b>	base support installation

#### **C**

<b>C2</b>	command and control
<b>C2CRE</b>	command and control chemical, biological, radiological and nuclear response element
<b>CAISE</b>	civil authority information support element
<b>CAP</b>	Civil Air Patrol
<b>CARRLL</b>	cost, appropriateness, readiness, risk, legality, and lethality
<b>CASE</b>	chemical, biological, radiological, and nuclear assistance support element
<b>CASEVAC</b>	casualty evacuation

<b>CBRN</b>	chemical, biological, radiological, and nuclear
<b>CCDR</b>	combatant commander
<b>CCIR</b>	commander's critical information requirement
<b>CCMD</b>	combatant command
<b>CD</b>	counter drug
<b>CDC</b>	Centers for Disease Control and Prevention
<b>CDO</b>	civil disturbance operations
<b>CDRUSINDOPACOM</b>	Commander, United States Indo-Pacific Command
<b>CDRUSNORTHCOM</b>	Commander, United States Northern Command
<b>CERFP</b>	chemical, biological, radiological, and nuclear enhanced response force package
<b>CI</b>	counterintelligence
<b>CISAR</b>	catastrophic incident search and rescue
<b>CJCS</b>	Chairman of the Joint Chiefs of Staff
<b>CJCSI</b>	Chairman of the Joint Chiefs of Staff instruction
<b>CLEA</b>	civilian law enforcement agency
<b>CNGB</b>	Chief, National Guard Bureau
<b>COMDTINST</b>	Commandant of the Coast Guard instruction
<b>commo</b>	communications officer
<b>CONPLAN</b>	concept plan
<b>COTP</b>	Captain of the Port
<b>CRE</b>	chemical, biological, radiological, and nuclear response enterprise
<b>CST</b>	civil support team

## D

<b>DCE</b>	defense coordinating element
<b>DCIO</b>	Defense Criminal Investigation Organization
<b>DCO</b>	defense coordinating officer
<b>DCRF</b>	defense chemical, biological, radiological and nuclear response force
<b>DD</b>	Department of Defense (form)
<b>DDASS</b>	Department of Defense Defense Support of Civilian Authorities Automated Support System
<b>DECON</b>	Decontamination

<b>DEET</b>	Diethyl-meta-toluamide
<b>DHS</b>	Department of Homeland Security
<b>DOD</b>	Department of Defense
<b>DODD</b>	Department of Defense directive
<b>DODI</b>	Department of Defense instruction
<b>DODM</b>	Department of Defense manual
<b>DOMOPS</b>	Domestic Operations
<b>DSC</b>	dual-status commander
<b>DSCA</b>	defense support of civil authorities
<b>DSN</b>	Defense Switched Network

## **E**

<b>EMAC</b>	emergency management assistance compact
<b>EO</b>	Executive Order
<b>EOC</b>	emergency operations center
<b>EOD</b>	explosive ordnance disposal
<b>EPLO</b>	emergency preparedness liaison officer
<b>ESF</b>	emergency support function
<b>EXORD</b>	execute order

## **F**

<b>FAA</b>	Federal Aviation Administration
<b>FBI</b>	Federal Bureau of Investigation
<b>FCC</b>	Federal Communications Commission
<b>FCO</b>	federal coordinating officer
<b>FEMA</b>	Federal Emergency Management Agency
<b>FI</b>	foreign intelligence
<b>FM</b>	field manual
<b>FP</b>	force protection
<b>FPCON</b>	force protection condition
<b>FRAGORD</b>	fragmentary order
<b>FSRT</b>	fatality search and rescue team

## **G**

<b>GCC</b>	geographic combatant commander
------------	--------------------------------

## **H**

<b>HAZMAT</b>	hazardous material
<b>HF</b>	high frequency
<b>HLS</b>	homeland security
<b>HRF</b>	homeland response force
<b>HSM</b>	humanitarian service medal

## **I**

<b>IAA</b>	incident awareness and assessment
<b>IAMSAR</b>	international aeronautical and maritime search and rescue
<b>IAW</b>	in accordance with
<b>IC</b>	incident commander
<b>ICC</b>	intelligence community capabilities
<b>ICS</b>	incident command system
<b>ICW</b>	in coordination with
<b>IPE</b>	individual protective equipment
<b>IRA</b>	immediate response authority

## **J**

<b>JACCE</b>	joint air component coordination element
<b>JFACC</b>	joint force air component commander
<b>JFC</b>	joint force commander
<b>JFHQ</b>	joint force headquarters
<b>JFHQ-State</b>	joint force headquarters-state
<b>JFO</b>	joint field office
<b>JIC</b>	joint information center
<b>JISCC</b>	Joint Incident Site Communication Capability
<b>JOA</b>	joint operations area
<b>JP</b>	joint publication
<b>JTF</b>	joint task force
<b>JTF-CS</b>	joint task force – civil support
<b>JTF-State</b>	joint task force-state

## **K**

<b>KIAS</b>	knots indicated airspeed
-------------	--------------------------

## **L**

<b>lb</b>	pound
-----------	-------

<b>LEA</b>	law enforcement agency
<b>LEDET</b>	law enforcement detachment
<b>LFA</b>	lead federal agency
<b>LNO</b>	liaison officer
<b>LZ</b>	landing zone

## **M**

<b>MA</b>	mission assignment
<b>MATO</b>	mission assignment task order
<b>MCRP</b>	Marine Corps reference publication
<b>MCWP</b>	Marine Corps warfighting publication
<b>MEDEVAC</b>	medical evacuation
<b>MILSTRIP</b>	military standard requisitioning and issue procedure
<b>MOA</b>	Memorandum of agreement
<b>MOU</b>	memorandum of understanding
<b>mph</b>	mile per hour
<b>MRO</b>	mass rescue operation
<b>MSL</b>	mean sea level
<b>MTF</b>	medical treatment facility
<b>MTTP</b>	multi-Service tactics, techniques, and procedures
<b>MWD</b>	military working dog

## **N**

<b>N</b>	notification
<b>NAF</b>	Numbered Air Forces
<b>NECC</b>	Navy Expeditionary Combat Command
<b>NG</b>	National Guard
<b>NGB</b>	National Guard Bureau
<b>NGO</b>	nongovernmental organization
<b>NHC</b>	National Hurricane Center
<b>NIFC</b>	national interagency fire center
<b>NIICD</b>	National Interagency Incident Communications Division
<b>NIMS</b>	National Incident Management System
<b>NIPRNET</b>	Non-classified Internet Protocol Router Network
<b>NJOIC</b>	National Joint Operations and Intelligence Center

<b>NLT</b>	no later than
<b>NMAC</b>	national multi agency coordination
<b>NOAA</b>	National Oceanic and Atmospheric Administration
<b>NRF</b>	National Response Framework
<b>NSP</b>	National Search and Rescue Plan
<b>NSSE</b>	national special security event
<b>NTTP</b>	Navy tactics, techniques, and procedures
<b>NWS</b>	National Weather Service
<b>O</b>	
<b>OPCON</b>	operational control
<b>OPORD</b>	operation order
<b>P, Q</b>	
<b>PAO</b>	public affairs officer
<b>PAX</b>	passengers
<b>PCA</b>	Posse Comitatus Act
<b>PIO</b>	public information officer
<b>PM</b>	policy memorandum
<b>POL</b>	petroleum, oils, and lubricants
<b>POTUS</b>	President of the United States
<b>PPE</b>	personal protective equipment
<b>PSYOP</b>	psychological operations (forces)
<b>PUM</b>	proper use memorandum
<b>PZ</b>	pickup zone
<b>R</b>	
<b>RCC</b>	rescue coordination center
<b>RDT&amp;E</b>	research, development, test, and evaluation
<b>RFA</b>	request for assistance
<b>RFF</b>	request for forces
<b>RSOI</b>	reception, staging, onward movement, and integration
<b>RST</b>	religious support team
<b>RUF</b>	rules for the use of force
<b>S</b>	
<b>SA</b>	situational awareness



<b>SAD</b>	state active duty
<b>SAR</b>	search and rescue
<b>SAR-OCE</b>	search and rescue-operations coordination element
<b>SCO</b>	state coordinating officer
<b>SecDef</b>	Secretary of Defense
<b>SEPLO</b>	state emergency preparedness liaison officer
<b>SIMLM</b>	single integrated medical logistics manager
<b>SIPRNET</b>	SECRET Internet Protocol Router Network
<b>SITREP</b>	situation report
<b>SJA</b>	staff judge advocate
<b>SMC</b>	search and rescue mission coordinator
<b>SPOD</b>	seaport of debarkation
<b>SRR</b>	search and rescue region
<b>SRS</b>	search and rescue subregion
<b>SRUF</b>	standing rules for the use of force
<b>Stafford Act</b>	Robert T. Stafford Disaster Relief and Emergency Assistance Act

## T

<b>TACON</b>	tactical control
<b>TAG</b>	the adjutant general
<b>TLAMM</b>	theater lead agent for medical materiel
<b>TOC</b>	tactical operations center
<b>TTP</b>	tactics, techniques, and procedures

## U, V

<b>UA</b>	unmanned aircraft
<b>UAS</b>	unmanned aircraft system
<b>UCMJ</b>	Uniform Code of Military Justice
<b>US</b>	United States
<b>USACE</b>	United States Army Corps of Engineers
<b>USC</b>	United States Code
<b>USCG</b>	United States Coast Guard
<b>USDA</b>	United States Department of Agriculture
<b>USINDOPACOM</b>	United States Indo-Pacific Command

<b>USMC</b>	United States Marine Corps
<b>USN</b>	United States Navy
<b>USNORTHCOM</b>	United States Northern Command
<b>USSTRATCOM</b>	United States Strategic Command
<b>USTRANSCOM</b>	United States Transportation Command
<b>W, X, Y, Z</b>	
<b>WMD</b>	weapons of mass destruction
<b>WMD-CST</b>	weapons of mass destruction-civil support team

## **PART II – TERMS AND DEFINITIONS**

**defense support of civil authorities**—Support provided by United States Federal military forces, Department of Defense civilians, Department of Defense contract personnel, Department of Defense component assets, and National Guard forces (when the Secretary of Defense, in coordination with the governors of the affected states, elects and requests to use those forces in Title 32, United States Code (USC), status) in response to requests for assistance from civil authorities for domestic emergencies, cyberspace incident response, law enforcement support, and other domestic activities, or from qualifying entities for special events. Also called DSCA. Also known as civil support. (JP 3-28. SOURCE: DODD 3025.18)

**emergency support functions**—Government and certain private-sector capabilities grouped into an organizational structure to provide the support, resources, program implementation, and services that are most likely to be needed to save lives, protect property and the environment, restore essential services and critical infrastructure, and help victims and communities return to normal, when feasible, following domestic incidents. Also called ESFs. (DOD Dictionary. SOURCE: JP 3-28)

**immediate response authority**—A federal military commander's, Department of Defense component head's, and/or responsible Department of Defense civilian official's authority temporarily to employ resources under their control, subject to any supplemental direction provided by higher headquarters, and provide those resources to save lives, prevent human suffering, or mitigate great property damage in response to a request for assistance from a civil authority, under imminently serious conditions when time does not permit approval from a higher authority within the United States. Also called IRA. (SOURCE: NTRP 1-02)

**incident**—An occurrence, caused by either human action or natural phenomena, that requires action to prevent or minimize loss of life or damage to, loss of, or other risks to property and/or natural resources. (DOD Dictionary. SOURCE: JP 3-28)

**incident command system**—A standardized mission on-scene emergency management construct designed to aid in the management of resources during incidents. Also called ICS. (DOD Dictionary. SOURCE: JP 3-28)

**incident management**—A national comprehensive approach to preventing, preparing for, responding to, and recovering from terrorist attacks, major disasters, and other emergencies. (DOD Dictionary. SOURCE: JP 3-28)

**National Guard Domestic Operations**—Support provided by the National Guard, of several states while in state active duty status or Title 32 duty status, to civil authorities for domestic emergencies and designated law enforcement and other activities.

**National Incident Management System**—A national crisis response system that provides a consistent, nationwide approach for federal, state, local, and tribal governments; the private sector; and nongovernmental organizations to work effectively and efficiently together to prepare for, respond to, and recover from domestic incidents, regardless of cause, size, or complexity. Also called NIMS. (DOD Dictionary. SOURCE: JP 3-41)

**National Response Framework**—The guiding principles that enable all response partners to prepare for and provide a unified national response to disasters and emergencies—from the smallest incident to the largest catastrophe. The framework establishes a comprehensive, national, all-hazards approach to domestic incident response. Also called NRF. (SOURCE: NTRP 1-02)

**This page intentionally left blank.**

**This page intentionally left blank.**

**This page intentionally left blank**


**\*ATP 3-28.1**  
**MCRP 3-30.6**  
**NTTP 3-57.2**  
**AFTTP 3-2.67**  
**CGTTP 3-57.1**

By Order of the Secretary of the Army

**11 February 2021**

**JAMES C. MCCONVILLE**  
General, United States Army  
Chief of Staff

Official:

  
**KATHLEEN S. MILLER**  
Administrative Assistant to  
the Secretary of the Army  
2100808

DISTRIBUTION:  
Distributed in electronic media only (EMO).

By Order of the Secretary of the Air Force

**BRAD M. SULLIVAN**  
Major General, USAF  
Commander  
Curtis E. LeMay Center for Doctrine Development  
and Education

ACCESSIBILITY: Publications and forms are available on the e-Publishing website  
at [www.e-publishing.af.mil](http://www.e-publishing.af.mil) for downloading or ordering.

RELEASABILITY: Approved for public release; distribution is unlimited.

\* Supersedes ATP 3-28.1/MCRP 3-30.6/NTTP 3-57.2/AFTTP 3-2.67 dated 25  
September 2015.



